

VELUX®

Product Catalogue

UK Price List (excludes VAT)
Valid from 1st February 2022
[velux.co.uk](https://www.velux.co.uk)





Contact us

If you need more information or technical support, we are here to help.

Telephone: 01592 778 225
E-mail: sales@velux.co.uk

Website: velux.co.uk



Contents

- 4 Transforming spaces
- 5 It's our nature
- 6 Why VELUX®
- 8 Your guide to getting the right solution
- 9 Our roof window features at a glance
- 10 Standard glazing
- 11 Special glazing
- 12 News 2022
- 133 Accessories
- 137 Practical information
- 142 Size and replacement

21 Intelligent Home Control

27 Roof windows

49 Combi solutions

61 Flat roof windows

79 Sun tunnels

85 Installation and flashings

103 Blinds and shutters

Transforming spaces into favourite places

We all look for the perfect place where we can relax, recharge and feel content – or even be more productive. And often, without us noticing, it is a place filled with daylight and fresh air.

For over 80 years, the VELUX Group has helped people transform spaces using daylight and fresh air through the roof. By creating brighter, healthier, more sustainable places to live, work, learn and play we enable a better everyday life for people around the world.

Our award-winning windows can fit any roof – flat, pitched, old or new – and can

be accessorised with VELUX blinds and shutters. You can even add more space to your home with a VELUX CABRIO® balcony or upgrade your roof windows to VELUX ACTIVE with NETATMO, intelligent home solution.

VELUX roof windows are built to last. We take pride in our craft and high quality products. But what you may not

see is that VELUX roof windows are part of an ambitious sustainability strategy. We plan to capture the VELUX Group's historical carbon footprint, alongside dramatically reducing future emissions to make us lifetime carbon neutral by 2041.

In other words, there are several reasons to take a deep breath and look out of a VELUX roof window.



It's our nature

With our Sustainability Strategy 2030, we have made a commitment to capture our historical CO₂ emissions and reach carbon neutrality by 2041 – our 100-year anniversary.

Acting sustainably has always been in our nature at VELUX. That's why in 2020 we introduced a pioneering new commitment as we enter what the UN describes as the Decade of Action. Our plan is to dramatically reduce our future carbon emissions in line with science, and at the same time capture our historical carbon footprint all the way back to the time of our founding in 1941, by

protecting and restoring forests. At our centennial anniversary in 2041, we will be Lifetime Carbon Neutral.

To capture our historical carbon footprint, we have started a 20 year-long partnership with WWF (World Wide Fund for Nature) on forest and nature projects around the world.

Going forward, we will drive down our future carbon emissions by accelerating our investments in energy efficiency, shift to 100% renewable electricity, as well as substantially change the way we specify and purchase materials for our products. In short, if you buy a VELUX roof window in 2020 and a similar window in 2030, the 2030 window will contain 50% less CO₂. By 2030 we will be a carbon neutral company and will have halved carbon emissions across our entire value chain.

When you buy a VELUX solution, you are part of this journey. You will also automatically find yourself at the forefront of roof window technology that creates better and healthier homes. For example, by applying smart sensor-based solutions to a roof window you can benefit from a self-regulating indoor climate for sustainable living indoors.

We all need a healthy home – including Mother Nature. With our new sustainability strategy, we are doing everything we can to make that happen.

Why VELUX®

All over the world, VELUX roof windows contribute to healthy indoor environments by letting in fresh air and daylight. Here are five other good reasons why you should consider an original VELUX roof window.

80 years of innovation

When the first VELUX roof window transformed a dark attic into a liveable space, it was a revelation. That was 80 years ago but our passion for daylight, fresh air and better living environments continues to this day and can be seen in constant innovation and award-winning design.



Extensively tested

VELUX products are designed to meet the highest quality standards and are thoroughly tested. For example, all roof windows are tested to withstand a year's worth of rainfall in just 15 minutes. They are also opened and closed 25,000 times – the equivalent of opening and closing the window every day for 68 years!

10-year guarantee

We strive to ensure the quality of all VELUX products and accessories lives up to our customers' exacting standards. However, in the rare event that you experience a problem with your VELUX roof window, we offer a 10-year guarantee on all core products. On blinds, shutter and electrical products we offer up to a 3-year guarantee. We also offer up to 25 years' availability on spare parts.



Here for you

When you need support, our team is never more than a phone call away. The expert team are trained to give you as much in-depth assistance on planning, installation and aftercare as you need. Call us on 01592 778 225.



Focused on sustainability

Sustainability is ingrained in everything we do. Not only do VELUX roof windows save energy and last for generations, but our production facilities strive to achieve zero waste, source responsibly and continually reduce environmental impact.

Your guide to getting the right solution

Natural light is essential to your wellbeing. Window size, as well as the number of windows, is fundamental to how your space will look and feel.

10°-90°



0°-15°



1. Identify roof pitch

VELUX roof windows can be installed in both pitched and flat roofs. Use the tabs to find the roof window type that best suits your project.



5. Choose roof window operation

Most VELUX roof windows can either be operated manually or automatically via a remote switch. Mains-powered and solar operations are available, perfect for out-of-reach areas.



20%

15 m² x 20% = 3 m² glazing



2. Get the right amount of daylight

For optimal comfort, we recommend that the glazed areas represent 20% of the overall floor space. Enter your room dimensions at velux.co.uk/daylightcalculator



6. Choose installation products

VELUX provide a range of flashings to suit your roofing material. They are designed to provide a durable, 100% watertight and weather-proof seal between the window and the roof.



3. Choose glazing

Get the glazing option that's right for your space – from extra noise reduction to diminish outside street noise to triple-glazing for enhanced thermal efficiency. Find out more on page 10.



7. Choose daylight control and heat protection

Select interior blinds for light dimming or blackout. Choose from a wide range of blind types and colours to match the room type and style. Select exterior products for heat protection and blackout. This will keep your home cool on hot days and nights. See full range of manual and remote operated blinds and shutters from page 103.

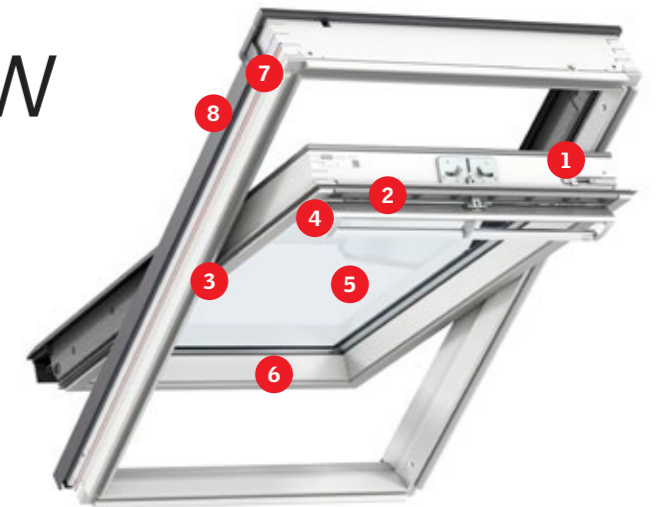
White polyurethane
White painted
Clear lacquered




4. Choose interior finish

VELUX roof windows come in a variety of materials to match all interior styles. Find the perfect interior finish for your project and your room.

Our roof window features at a glance




1. Roof window can be rotated 180° and secured in place with **built-in barrel bolt** for easy cleaning from the inside.



5. All **standard glazing** comes with premium features like safety lamination, toughened glass, UV filter and our unique rain noise reduction.



2. **Ventilation bar** lets fresh air into your home even when roof window is closed.



6. **VELUX ThermoTechnology™** transfers less energy and keeps your home warm.

ThermoTechnology™



3. High quality **pivot hinges** for smooth operation.




7. **Simple red and blue line bracket** system differentiates between standard and recessed installation.



4. Straightforward blind installation with our patented **mounting brackets**.



8. **Click-on covers** make your installation easier, faster and safer.



Standard glazing

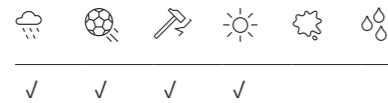


Made for

Comfort

Glazing 70

Provides great comfort with all the standard features, including new rain noise reduction, laminated safety glass, protection from UV rays, and extra-strength toughened glass.



Thermal transmittance window	Uw 1.3	●●
Thermal transmittance glazing	Ug 1.0	●●●●
Energy transmittance	g 0.46	●●
Sound insulation	35 dB	●●
Layers of glass	2	

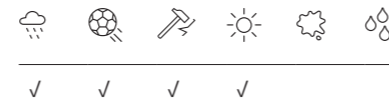


Made for

Better comfort

Glazing 68

3-layer glazing that offers all features of the Comfort Glazing 70 and better energy-efficiency. Reduces the feeling of cold that comes from a window during winter.



Thermal transmittance window	Uw 1.1	●●●●
Thermal transmittance glazing	Ug 0.7	●●●●●●
Energy transmittance	g 0.49	●●
Sound insulation	35 dB	●●
Layers of glass	3	

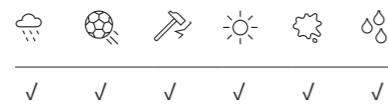


Made for

Well-being

Glazing 66

3-layer glazing that minimises the feeling of cold and blocks outside noise so you can feel warm and relaxed. Easy-to-clean and anti-dew coatings provide clearer views.



Thermal transmittance window	Uw 1.0	●●●●
Thermal transmittance glazing	Ug 0.6	●●●●●●
Energy transmittance	g 0.44	●●
Sound insulation	37 dB	●●●●
Layers of glass	3	

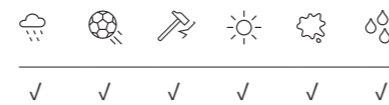


Made for

The best experience

Glazing 67

Our best performing 3-layer glazing provides the ultimate combination of thermal efficiency and noise reduction to deliver optimal energy-efficiency and indoor comfort.



Thermal transmittance window	Uw 0.83	●●●●●●
Thermal transmittance glazing	Ug 0.4	●●●●●●
Energy transmittance	g 0.44	●●
Sound insulation	38 dB	●●●●
Layers of glass	3	

Special glazing

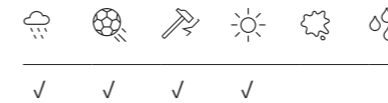


Made for

Heat protection

Glazing 69

This 3-layer glazing filters out the heat from the sun's rays to keep your home more comfortable. High thermal efficiency prevents the feeling of cold that comes from a window during winter.



Thermal transmittance window	Uw 1.1	●●●●
Thermal transmittance glazing	Ug 0.7	●●●●●●
Energy transmittance	g 0.27	●●●●●●
Sound insulation	35 dB	●●
Layers of glass	3	

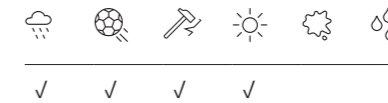


Made for

The best noise reduction

Glazing 62D

Our highest-performing noise reduction glazing ever. The 2-layer glazing offers excellent reduction of sound and reduces street-noise to just a whisper. Great for homes near busy areas.



Thermal transmittance window	Uw 1.3	●●
Thermal transmittance glazing	Ug 1.0	●●●●
Energy transmittance	g 0.53	●●
Sound insulation	44 dB	●●●●●●
Layers of glass	2	

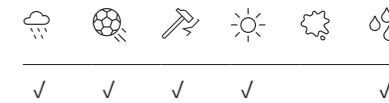


Made for

Noise reduction & comfort

Glazing 62

This noise reduction window with 3-layer glazing provides up to a full 42 dB of sound reduction together with high thermal insulation. Great for homes that need additional protection from outside noise and colder weather.



Thermal transmittance window	Uw 0.92 - 1.0	●●●●
Thermal transmittance glazing	Ug 0.5	●●●●●●
Energy transmittance	g 0.47	●●
Sound insulation	42 dB	●●●●●●
Layers of glass	3	

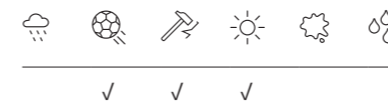


Made for

Extra security

Glazing 70Q

This certified security window features 2-layer glazing and offers the highest burglary resistance on the market. Provides an array of security features to prevent attempts of external force and breakage.



Thermal transmittance window	Uw 1.3	●●
Thermal transmittance glazing	Ug 1.0	●●●●
Energy transmittance	g 0.45	●●
Sound insulation	35 dB	●●
Layers of glass	2	

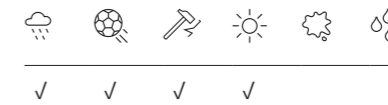


Made for

Better comfort in low pitch roofs

Glazing 15

3-layer glazing for low pitch roofs (GBL), offering all VELUX premium standard features and better energy-efficiency. Reduces the feeling of cold that comes from a window during winter.



Thermal transmittance window	Uw 1.1	●●●●
Thermal transmittance glazing	Ug 0.7	●●●●●●
Energy transmittance	g 0.50	●●
Sound insulation	35 dB	●●
Layers of glass	3	

Glazing features

Rain noise reduction
Enjoy a good night's sleep without being awoken by heavy rain noise on the roof window.

Safety lamination
Prevents glass from falling into the room in case of accidental breakage.

Toughened glass
Adds strength to the outer pane protecting against external environmental factors.

UV filter
Protects your interior furnishings from fading due to the sun's harmful UV rays.

Easy-to-clean
Dirt-repellent coating lets you spend less time cleaning and more time enjoying the view.

Anti-dew
Hydrophobic coating reduces the amount of dew that can form on the outside for a clearer view.

- Good
- Very good
- Excellent
- Best



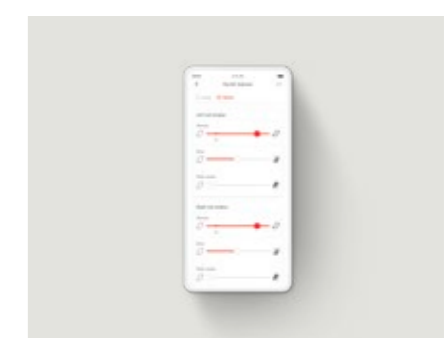
Control at your fingertips

Introducing the new VELUX App Control and VELUX Touch.

With VELUX App Control and VELUX Touch, you have different ways to control your VELUX INTEGRA® roof windows, blinds and shutters. VELUX Touch is ideal for simple in-house control while VELUX App Control gives you control on the go, from everywhere.

News
VELUX Touch available from autumn 2022

VELUX App Control
Wherever you are, the app gives you full control of all your VELUX INTEGRA® products straight from your phone. With a single swipe you can open and close your roof windows, blinds and shutters. You can also group your VELUX electric products together for extra convenience.



VELUX Touch
This single control solution works for multiple VELUX INTEGRA® roof windows, blinds and shutter products in your home. Take it with you from room to room so it is always within easy reach. Alternatively, keep it in the handy wall mount.



New
variants

Transform your room with more light

Wherever it's installed, the VELUX 3-in-1 creates a stunning effect that can transform any room

Building on the VELUX legacy, the 3-in-1 gives you even better daylight and fresh air with more flexibility. Its single frame with three sashes and slimmer profiles maximise views, while ensuring a simple and safe installation process.

At the same time, the 3-in-1 delivers unbeatable value for money by offering three roof windows for the price of two comparable roof window sizes.

3-in-1, Manual, top-hung

The top-hung 3-in-1 gives you an even better view and a balcony-like feeling of space. Page 40

3-in-1, VELUX INTEGRA® solar roof window

Solar-powered and remote-controlled for extra convenience. The ideal solution for uncompromised control. Page 42

Shutters, awnings and blinds for 3-in-1

A full assortment of shutters, awnings, and blinds are available for VELUX 3-in-1 windows to control light and protect from exterior heat, improving indoor comfort. Page 128



New generation

Bigger, better, brighter

Now there are even more ways to add more daylight to homes with flat roofs

Dramatically increase the amount of daylight and add maximum wow factor to your home with the new generation of VELUX glass rooflights for flat roofs. The new glass rooflight range brings in more daylight than ever before through its minimalistic and elegant glass-to-edge design.

As a new addition to the range, the glass rooflights are now available in larger sizes up to 200 x 100 cm for even more daylight and impact.

Available as fixed, electric, or solar-powered variants.

Maximum daylight

New design provides up to 52% more daylight*.

State-of-the-art design

Minimalistic design blends seamlessly into the interior and exterior of modern homes.



Superb indoor comfort

Available with double or triple glazing for excellent energy performance. Combine with blackout blind for light control or anti-heat blind for heat protection. Add VELUX App Control for smart control of your rooflight from your phone.

* Daylight area. Compared to CFP/CVP 6060

News

New bigger sizes up to 200 x 100 cm available from summer 2022



New generation

News

Solar-powered
variant available from
autumn 2022

Hello sunshine


Introducing the new VELUX solar-powered glass rooflight

Add the daylight, style and convenience of a vented glass rooflight without the need to install any cables or wires. Part of our new generation of glass rooflights, this new solar variant is fully powered by the sun and can be installed in any flat roof home. Experience the indoor comfort that comes from added ventilation and heat extraction in a self-powered, sustainable and easy-to-install solution.

The rooflight comes with a pre-paired wall switch for convenient operation and can also be controlled via your smart phone with VELUX App Control. If it rains, the rain sensor will automatically close the roof window. And to shade from the sun, simply add solar-powered blinds.

All you need to know

- No wiring needed
- No sun? No problem! The battery will also charge in cloudy weather
- Pre-paired wall switch included
- Combine with solar-powered blinds for a complete solution
- Fully compatible with VELUX App Control and VELUX ACTIVE with NETATMO.





Intelligent Home Control

Unlock the full potential of your electric roof windows, blinds and shutters with VELUX Intelligent Home Control – the range of smart control solutions that empower you to take control of your indoor comfort with ease, while enjoying the full benefits of daylight and fresh air.

VELUX Touch

Page 23

VELUX App Control

Page 24

VELUX ACTIVE with NETATMO

Page 25




The range of Intelligent Home Control

We offer a complete range of intelligent home controls that cover everyone's needs. From controls for simple operation of VELUX INTEGRA® products, to a fully automated solution for optimal indoor climate, our portfolio has something for everyone.



	VELUX Wall Switch	VELUX Touch	VELUX App Control	VELUX ACTIVE with NETATMO
Product use	Pre-paired for easy control	Indoor comfort at your fingertips	Control your indoors from anywhere	Everyday home improvement
What's included	<ul style="list-style-type: none"> Simple control of one VELUX INTEGRA® product 	<ul style="list-style-type: none"> Simple control of multiple VELUX INTEGRA® products 	<ul style="list-style-type: none"> Smart control of multiple VELUX INTEGRA® products from your phone 	<ul style="list-style-type: none"> Smart control of multiple VELUX INTEGRA® products from your phone, with sensor-based automation for better indoor climate
Connectivity	• N/A	• N/A	• Wi-Fi	• Wi-Fi
VELUX Compatibility	• All VELUX INTEGRA® roof windows, blinds and shutters	• All VELUX INTEGRA® roof windows, blinds and shutters	• All VELUX INTEGRA® roof windows, blinds and shutters	• All VELUX INTEGRA® roof windows, blinds and shutters
Compatible with	• N/A	• N/A	• Apple • Google	• Apple • Google
Price	• Included in all VELUX INTEGRA® product purchases	• £79	• £89	• £183



VELUX Touch

Indoor comfort at your fingertips

VELUX Touch makes it easy to feel perfectly comfortable at home by ensuring every VELUX INTEGRA® roof window, blind and shutter is always within easy reach. Let in a cool breeze when you need a breath of fresh air, shield your home from the midday sun or draw the blinds for movie night – all with a single remote.

- Remote operation within the home
- Easy grouping of products
- Simple control of multiple VELUX INTEGRA® products
- Quick and easy access to frequently used features
- Accessible to all household members
- Ventilation timer for quick airing
- Not dependent on Wi-Fi

Includes

- 1 VELUX Touch

Details

- A perfect choice for simple, multiple product operation, that doesn't require Internet connection.

VELUX Touch will be available from autumn 2022.

VELUX Touch

KLR 300	VELUX Touch	79
---------	-------------	----

All prices in GBP (£)



Includes

- VELUX App Control
- 1 VELUX App Control Gateway

Upgrade to VELUX ACTIVE with NETATMO

- You can always upgrade from VELUX App Control to our full indoor climate solution, VELUX ACTIVE with NETATMO, to automatically keep your home feeling fresh and healthy at all times.
- Upgrading is easy and only requires the VELUX ACTIVE indoor climate sensor.



Includes

- VELUX ACTIVE with NETATMO app
- 1 VELUX ACTIVE Indoor Climate Sensor
- 1 VELUX ACTIVE Departure Switch
- 1 VELUX ACTIVE Gateway

VELUX App Control

Control your indoors from anywhere

VELUX App Control gives you full control of all your VELUX INTEGRA® products right from your phone. Open and close your roof windows, blinds and shutters with a single swipe or group your VELUX INTEGRA® products for combined control. Share VELUX App Control with the whole household and keep every roof window within reach – both at home and on the go. Take control of your home.

- Compatible with VELUX INTEGRA® roof windows, blinds and shutters
- Personal scheduling features
- Full control from smartphone app
- Easy operation with voice control
- Built-in data security
- Easy grouping of products



VELUX App Control



iPhone, iPod and iPad are registered trademarks of Apple Inc. Registered in the US and other countries. HomeKit is a trademark of Apple Inc. Google and Google Play are trademarks of Google LLC.

VELUX App Control		
KIG 300 EU	VELUX App Control Internet Gateway	89

Visit velux.co.uk/velux-app-control to discover more.

All prices in GBP (£)

VELUX ACTIVE with NETATMO

Everyday home improvement

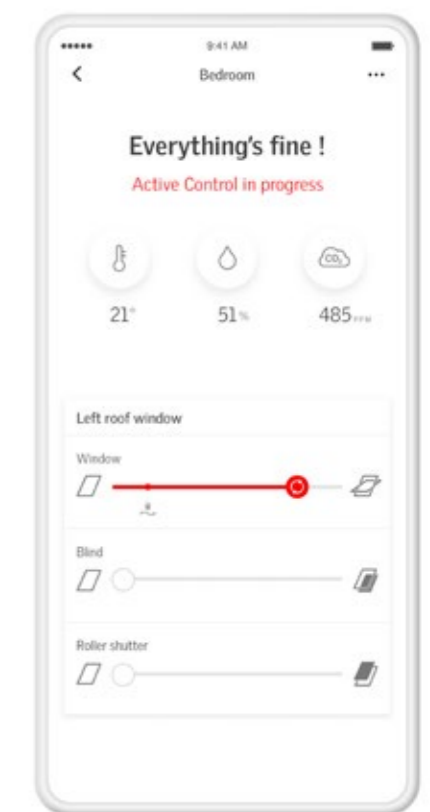
Upgrade with VELUX ACTIVE to a home that automatically regulates your indoor climate and lets you control everything with a simple tap on your smartphone. VELUX ACTIVE gives you the option to seamlessly control your VELUX INTEGRA® products by smartphone or voice commands from anywhere at any time. You can also simply let the system rely on the built-in indoor climate sensors and live weather forecast for automatic operation providing a better indoor climate for you and your household.

- Compatible with VELUX INTEGRA® roof windows, blinds and shutters
- Sensor-based ventilation
- Automatic heat protection
- Personal scheduling features
- Full control from smartphone app
- Easy operation with voice control
- Built-in data security

VELUX ACTIVE		
KIX 300	VELUX ACTIVE package	183
Additional components		
KLA 300	VELUX ACTIVE indoor climate sensor	73
KLN 300	VELUX ACTIVE departure switch	39

Visit velux.co.uk/active to discover more.

All prices in GBP (£)



VELUX ACTIVE with NETATMO app



iPhone, iPod and iPad are registered trademarks of Apple Inc. Registered in the US and other countries. HomeKit is a trademark of Apple Inc. Google and Google Play are trademarks of Google LLC.



Roof windows

Mains and solar powered roof windows

Page 28

VELUX INTEGRA® centre-pivot
VELUX INTEGRA® top-hung

Manual roof windows

Page 32

Manual, centre-pivot
Manual, top-hung
Manual, centre-pivot for low-pitch roofs

3-in-1 roof windows

Page 38

Manual, centre-pivot
Manual, top-hung
VELUX INTEGRA® centre-pivot

Roof balcony

Page 44

Cold room

Page 46

Side opening

Smoke ventilation sloped roof window

Page 47

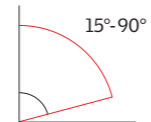
Conservation

Page 48

Top-hung and Centre-pivot



Roof pitch



Interior finish options



White polyurethane
Maintenance-free and moisture resistant*



White painted
Bright white finish for modern interiors

*Recommended for humid rooms like bathrooms and kitchens.

Glazing options

	Double glazing --70	Triple glazing --68	Triple glazing --66
Rain noise reduction	✓	✓	✓
Safety lamination	✓	✓	✓
Toughened glass	✓	✓	✓
UV filter	✓	✓	✓
Easy-to-clean			✓
Anti-dew			✓
Thermal transmittance of glazing (U _g -value)	1.0	0.7	0.6

Read more about glazing specifications on page 10.

Blinds and shutters

- Consider interior blinds for light control, and awning blinds or shutters for heat protection and blackout

Read more on page 103.

Intelligent home control

- Combine your VELUX electric products with our intelligent home control solutions for multiple product operation, scheduling and automation


*Read more on page 21.

VELUX INTEGRA® centre-pivot

Mains and solar powered, GGL and GGU

The ideal solution for ultimate convenience and comfort in your home. VELUX INTEGRA® roof windows offer one touch remote control and come complete with a wireless wall switch. An integrated rain sensor will automatically close the roof window in the event of rain. They are available in either mains or solar powered. VELUX INTEGRA® roof windows are our recommended choice for modern and carefree living with fresh air and great indoor comfort.

- Fully integrated motor which runs almost without a sound
- Convenient operation through a wireless wall switch
- Automatic rain sensor that closes the roof window when it rains
- Provides fresh air, better indoor comfort and home security
- Get VELUX App Control and operate more products from one unit*



External frame sizes (w×h) cm	U _w -value W/m² K	CK02 55×78	CK04 55×98	CK06 55×118	FK06 66×118	MK04 78×98	MK06 78×118	MK08 78×140	PK08 94×140	SK06 114×118	UK04 134×98

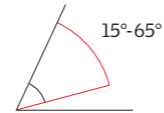
White polyurethane												
Product	Power	U _w	CK02	CK04	CK06	FK06	MK04	MK06	MK08	PK08	SK06	UK04
GGU 007021U	Mains powered	1.3	694	714	730	774	746	798	847	931	947	923
GGU 006821U	Mains powered	1.1	781	806	827	882	847	912	972	1,077	1,097	1,067
GGU 006621U	Mains powered	1.0	855	884	907	972	931	1,007	1,077	1,200	1,224	1,189
GGU 007030	Solar powered	1.3	739	759	775	819	791	843	892	976	992	968
GGU 006830	Solar powered	1.1	826	851	872	927	892	957	1,017	-	1,142	1,112
GGU 006630	Solar powered	1.0	900	929	952	1,017	976	1,052	1,122	1,245	1,269	1,234

White painted												
Product	Power	U _w	CK02	CK04	CK06	FK06	MK04	MK06	MK08	PK08	SK06	UK04
GGL 207021U	Mains powered	1.3	624	640	653	688	666	708	746	814	827	807
GGL 206821U	Mains powered	1.1	694	714	730	774	746	798	847	931	947	923
GGL 206621U	Mains powered	1.0	753	776	795	846	814	875	931	1,029	1,048	1,020
GGL 207030	Solar powered	1.3	669	685	698	733	711	753	791	859	872	852
GGL 206830	Solar powered	1.1	739	759	775	819	791	843	892	-	992	968
GGL 206630	Solar powered	1.0	798	821	840	891	859	920	976	1,074	1,093	1,065

All prices in GBP (£)
Find all sizes and prices on velux.co.uk



Roof pitch



Interior finish options



White polyurethane
Maintenance-free and moisture resistant*

*Recommended for humid rooms like bathrooms and kitchens.

Glazing options

	Double glazing --70	Triple glazing --66
Rain noise reduction	✓	✓
Safety lamination	✓	✓
Toughened glass	✓	✓
UV filter	✓	✓
Easy-to-clean		✓
Anti-dew		✓

Thermal transmittance of glazing (U_g -value) 1.0 0.6

Read more about glazing specifications on page 10.

Compatibility

- VELUX electric roof window – top-hung is only compatible with manual or solar-powered blinds
- Not compatible with twin flashings, sloping and vertical combinations, and insulated replacement flashings
- ZWP Profile set available for use with EDN/EDJ recessed flashing kits

Blinds and shutters

- Consider interior blinds for light control, and awning blinds or shutters for heat protection and blackout

Read more on page 103.

Intelligent home control

- Combine your VELUX electric products with our intelligent home control solutions for multiple product operation, scheduling and automation

*Read more on page 21.

VELUX INTEGRA® top-hung

Mains powered, GPU

Welcome to the best of both worlds. The electric top-hung roof window provides panoramic views and effortless remote-controlled operation. Its available in mains powered operation allowing you to open and close it easily with one touch of a switch. Ideal for any loft conversion.

- Automatic rain sensor that closes the roof window when it rains
- Full 45° opening allows for stunning views
- Provides fresh air, better indoor comfort and home security
- Get VELUX App Control and operate more products from one unit*



External frame sizes (w×h) cm	U _w -value	FK06	FK08	MK06	MK08	PK06	PK08	SK06	SK08
	W/m ² K	66×118	66×140	78×118	78×140	94×118	94×140	114×118	114×140



White polyurethane

GPU 007021U	Mains powered	1.3	991	1,043	1,023	1,085	1,085	1,194	1,215	1,262
GPU 006621U	Mains powered	1.0	1,247	1,323	1,293	1,384	1,384	1,543	1,574	1,642

Profile set*

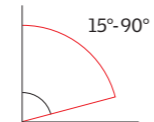
ZWP WK06 0000		37	-	37	-	37	-	37	-	
ZWP WK08 0000		-	39	-	39	-	39	-	39	

* For installations (EDN, EDJ, flashing kits). Required for all recessed installations of VELUX INTEGRA® electric top-hung roof windows.

All prices in GBP (£)
Find all sizes and prices on velux.co.uk



Roof pitch



Interior finish options



White polyurethane
Maintenance-free and moisture resistant*



White painted
Bright white finish for modern interiors

*Recommended for humid rooms like bathrooms and kitchens.

Glazing options

	Double glazing --70	Triple glazing --68	Triple glazing --66	Triple glazing --62
Rain noise reduction	✓	✓	✓	✓
Safety lamination	✓	✓	✓	✓
Toughened glass	✓	✓	✓	✓
UV filter	✓	✓	✓	✓
Easy-to-clean			✓	
Anti-dew			✓	✓
Thermal transmittance of glazing (U _g -value)	1.0	0.7	0.6	0.5

Read more about glazing specifications on page 10.

Blinds and shutters

- Consider interior blinds for light control, and awning blinds or shutters for heat protection and blackout

Read more on page 103.

Out-of-reach

- If your roof window is out-of-reach, VELUX recommends mains or solar powered roof window

Read more on page 28.

Manual centre-pivot

The original roof window, GGL and GGU

The classic VELUX roof window is operated by a neatly designed and convenient top control bar that allows you to open and close the window even with furniture placed underneath it. It also features a ventilation flap so you can air out your room with the window closed.

- Convenient top opening with integrated ventilation
- Ventilation filter protects against dust and insects
- Easy to rotate the window and clean the outer glass
- Easily add blinds by simply clicking them into the patented mounting brackets



External frame sizes (w×h) cm	U _w -value W/m ² K	CK02 55×78	CK04 55×98	CK06 55×118	FK06 66×118	MK04 78×98	MK06 78×118	MK08 78×140	PK08 94×140	SK06 114×118	UK04 134×98

White polyurethane

GGU 0070	1.3	349	369	385	429	401	453	502	586	602	578
GGU 0068	1.1	436	461	482	537	502	567	627	732	752	722
GGU 0066	1.0	510	539	562	627	586	662	732	855	879	844
GGU 0062	0.92	607	642	670	747	698	789	873	1,019	1,047	-
GGU 0070Q*	1.3	442	462	-	522	494	546	595	679	695	671

White painted

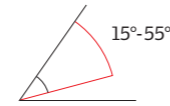
GGL 2070	1.3	279	295	308	343	321	363	401	469	482	462
GGL 2068	1.1	349	369	385	429	401	453	502	586	602	578
GGL 2066	1.0	408	431	450	501	469	530	586	684	703	675
GGL 2062	0.92	486	514	536	598	559	631	698	815	838	-
GGL 2070Q*	1.3	372	388	-	436	414	456	494	562	575	555

* Special enhanced security window fitted with toughened laminated glass combined with a reinforced construction and extra locks.

All prices in GBP (£)
Find all sizes and prices on velux.co.uk



Roof pitch



Suitable for roof pitches between 15° and 55°. Also suitable for roof pitches between 55° and 75° with special springs. Please specify when ordering.

Interior finish options



White polyurethane
Maintenance-free and moisture resistant*



White painted
Bright white finish for modern interiors

*Recommended for humid rooms like bathrooms and kitchens.

Glazing options

	Double glazing --70	Triple glazing --68	Triple glazing --66	Triple glazing --62
Rain noise reduction	✓	✓	✓	✓
Safety lamination	✓	✓	✓	✓
Toughened glass	✓	✓	✓	✓
UV filter	✓	✓	✓	✓
Easy-to-clean			✓	
Anti-dew			✓	✓
Thermal transmittance of glazing (U _g -value)	1.0	0.7	0.6	0.5

Read more about glazing specifications on page 10.

Emergency escape

- Due to the unrestricted opening area, the majority of sizes are suitable for emergency escape purposes.

Blinds and shutters

- Consider interior blinds for light control, and awning blinds or shutters for heat protection and blackout

Read more on page 103.

Out-of-reach

- If your roof window is out-of-reach, VELUX recommends mains or solar powered roof window

Read more on page 30.

Manual top-hung

Outward-opening roof window, GPL and GPU

Use the elegant handle at the bottom to open the window outwards, lean out and enjoy an undisturbed panoramic view of the outdoors with the VELUX top-hung roof window. The outward-opening roof window creates a balcony-like feeling when the window opens and is our recommended choice for any loft conversion. It also features a ventilation bar so you can air out your room with the window closed.

- Easy opening for an uninterrupted, panoramic view
- Ventilation filter protects against dust and insects
- Easy to rotate the window and clean the outer glass
- Easily add blinds by simply clicking them into the patented mounting brackets



External frame sizes (w×h) cm	U _w -value	CK04	CK06▲	FK06▲	MK04▲	MK06▲	MK08▲	PK08▲	PK10▲	SK06▲	UK04▲
	W/m² K	55×98	55×118	66×118	78×98	78×118	78×140	94×140	94×160	114×118	134×98

White polyurethane

GPU 0070	1.3	478	499	556	520	588	650	759	801	780	-
GPU 0068	1.1	598	624	696	650	735	813	949	1,001	975	-
GPU 0066	1.0	698	729	812	759	858	949	1,108	1,169	1,139	-
GPU 0062	0.96	832	869	968	905	1,022	1,131	1,321	1,393	1,357	-

White painted

GPL 2070	1.3	408	425	474	443	501	554	647	682	664	638
GPL 2068	1.1	509	532	592	554	626	692	808	853	831	797
GPL 2066	1.0	595	621	692	647	731	808	944	996	970	931

▲ Sizes suitable for emergency escape requirements.

All prices in GBP (£)
Find all sizes and prices on velux.co.uk



Roof pitch



Underfelt and underfelt collar



Always use underfelt and VELUX underfelt collar. VELUX underfelt collar is included in the flashing and part of the Low Pitch solution.

Interior finish options



White painted
Bright white finish for modern interiors

Glazing options

	Triple glazing --15
Rain noise reduction	✓
Safety lamination	✓
Toughened glass	✓
UV filter	✓
Easy-to-clean	
Anti-dew	
Thermal transmittance of glazing (U _g -value)	0.7

Blinds and shutters

- Consider blinds for light dimming or blackout

Read more on page 103.

Operation

- Can be upgraded to solar powered operation via VELUX INTEGRA® conversion kit (KSX)


Read more on page 134.

Manual centre-pivot for low-pitch roofs

Low-pitch roof window GBL

Perfect for bringing daylight and fresh air into single-storey extensions, our brand new low-pitch roof window is the best solution for roofs with a pitch between 10°-20°. The product is designed to be totally watertight at a low pitch and features glass-to-edge technology which provides a seamless and aesthetic installation.

- Tested in northern Europe's largest wind tunnel for wind and water resistance
- Fast and simple installation
- Compatible with VELUX interior blinds and external anti-heat shutter
- Suitable for profiled tiles from 15mm up to 120mm which are approved for roof pitches from 10°-20°



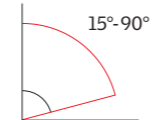
External frame sizes (w×h) cm	CK04 55×98	MK04 78×98	MK06 78×118	MK08 78×140	PK04 94×98	SK01 114×70	SK06 114×118
White painted							
GBL S10G01*	470	514	572	629	581	661	742

* Package includes window, flashing and underfelt collar suitable for installation into profiled tiles up to 120 mm.

All prices in GBP (£)
Find all sizes and prices on velux.co.uk



Roof pitch



Interior finish options



White painted
Bright white finish for modern interiors

Glazing options

	Double glazing --70	Triple glazing --66
Rain noise reduction	✓	✓
Safety lamination	✓	✓
Toughened glass	✓	✓
UV filter	✓	✓
Easy-to-clean		✓
Anti-dew		✓
Thermal transmittance of glazing (U _g -value)	1.0	0.6

Read more about glazing specifications on page 10.

Out-of-reach

- Consider the VELUX INTEGRA® solar 3-in-1 for remote-controlled operation of your window if placed out-of-reach

Read more on page 42.

Blinds and shutters

- Consider interior blinds for light control, and awning blinds or shutters for heat protection and blackout

Read more on page 103.

3-in-1 Manual, centre-pivot

Three roof windows in one frame GGLS

With the VELUX 3-in-1 roof window, you can create a stunning focal point in any room. Its slim frame profile maximises the amount of daylight entering the room. What's more, the single frame makes installation of the three windows as simple as fitting just one VELUX roof window.

- Provides the feeling of more space
- One frame with multiple sashes for easy installation
- More cost-effective than purchasing three single roof windows of the same size
- Compatible with VELUX heat protection products and blinds



External frame sizes (w x h) cm	U _w -value W/m ² K	FFKF06 188x118	FFKF08 188x140
---------------------------------	---	-------------------	-------------------



White painted

GGLS 2066	3-in-1 Manual centre-pivot. Triple glazed.	1.0-1.1	1,529	1,602
GGLS 2070	3-in-1 Manual centre-pivot. Double glazed.	1.3-1.4	1,155	1,210

Flashing

EDWS 2000	Suitable for profiled roofing material up to 120mm thick.		361	383
EDLS 2000	Suitable for slate up to 8mm thick.		361	383

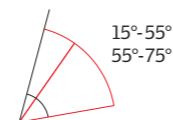
All prices in GBP (£)
Find all sizes and prices on velux.co.uk

News

Available from autumn 2022



Roof pitch



Suitable for roof pitches between 15° and 55°. Also suitable for roof pitches between 55° and 75° with special springs. Please specify when ordering.

Interior finish options



White painted
Bright white finish for modern interiors

Glazing options

	Double glazing --70	Triple glazing --66
Rain noise reduction	✓	✓
Safety lamination	✓	✓
Toughened glass	✓	✓
UV filter	✓	✓
Easy-to-clean		✓
Anti-dew		✓
Thermal transmittance of glazing (U _g -value)	1.0	0.6

Read more about glazing specifications on page 10.

Blinds and shutters

- Consider interior blinds for light control, and awning blinds or shutters for heat protection and blackout

Read more on page 103.

3-in-1 Manual, top-hung

Three roof windows in one frame GPLS

Enjoy the best view with the panoramic top-hung VELUX 3-in-1. The elegant handle at the bottom of the window allows it to be opened up to 45° for an extra spacious balcony feeling.

- Opens the room for an uninterrupted view
- One frame with multiple sashes for easy installation
- More cost-effective than purchasing three single roof windows of the same size
- Compatible with VELUX heat protection products and blinds



Roof windows

External frame sizes (w×h) cm	U _w -value W/m ² K	FFKF06 188×118	FFKF08 188×140
White painted			
GPLS 2066	3-in-1 Top-hung, Triple glazed.	1.1-1.2	1,834
GPLS 2070	3-in-1 Top-hung, Double glazed.	1.4-1.5	1,453
Flashing			
EDWS 2000	Suitable for profiled roofing material up to 120mm thick.		361
EDLS 2000	Suitable for slate up to 8mm thick.		383

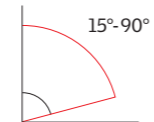
All prices in GBP (£)
Find all sizes and prices on velux.co.uk

News

Available from
spring 2022



Roof pitch



Interior finish options



White painted
Bright white finish for
modern interiors

Glazing options

	Double glazing --70	Triple glazing --66
Rain noise reduction	✓	✓
Safety lamination	✓	✓
Toughened glass	✓	✓
UV filter	✓	✓
Easy-to-clean		✓
Anti-dew		✓
Thermal transmittance of glazing (U _g -value)	1.0	0.6

Read more about glazing specifications on page 10.

Blinds and shutters

- Consider interior blinds for light control, and awning blinds or shutters for heat protection and blackout

Read more on page 103.

Intelligent home control

- Combine your VELUX electric products with our intelligent home control solutions for multiple product operation, scheduling and automation

Read more on page 21.

3-in-1 VELUX INTEGRA® centre-pivot

Solar powered, three windows in one frame GGLS

The solar powered VELUX 3-in-1 gives you full flexibility for ultimate control and convenience. Control each individual sash, blind, and heat protection product manually, remotely or with a VELUX intelligent home control system.

- Solar-powered and no wires needed for installation
- Convenient operation using wall switch
- Integrated rain sensor for automatic closing
- Provides the feeling of more space
- One frame with multiple sashes for easy installation
- Compatible with VELUX App Control and VELUX ACTIVE with NETATMO



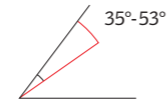
Roof windows

External frame sizes (w x h) cm	U _w -value W/m ² K	FFKF06 188x118	FFKF08 188x140
White painted			
GGLS 206630	3-in-1 Solar powered. Triple glazed.	1.0-1.1	2,309
GGLS 207030	3-in-1 Solar powered. Double glazed.	1.3-1.4	1,935
Flashing			
EDWS 2000	Suitable for profiled roofing material up to 120mm thick	361	383
EDLS 2000	Suitable for slate up to 8mm thick	361	383

All prices in GBP (£)
Find all sizes and prices on velux.co.uk



Roof pitch









Interior finish options



White painted
Bright white finish for modern interiors

Glazing options

	Triple glazing --66
 Rain noise reduction	✓
 Safety lamination	✓
 Toughened glass	✓
 UV filter	✓
 Easy to clean	✓
 Anti-dew	✓

Expand your view


- The single balcony can easily be combined with additional top-hung and fixed sloping roof windows for even more daylight.

Roof balcony

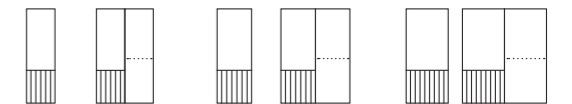
VELUX CABRIO® GDL

Transform your home and welcome in the outdoors by simply opening your VELUX CABRIO® roof balcony. The innovative balcony opens in seconds to give your home more space, daylight and fresh air. Consisting of a top-hung roof window and a bottom section that unfolds into a glazed balcony with elegant side banister railings, it's a balcony experience like no other.

- Top element opens 45° giving you extra headroom and beautiful panoramic views
- Transforms from a roof window into a balcony in seconds
- Side banister railings for extra safety
- Energy-efficient triple glazing is featured as standard



External frame sizes (w×h) cm	U _w -value	MK19	MK19	PK19	PK19	SK19	SK19
	W/m² K	78×252	166×252	94×252	198×252	114×252	238×252



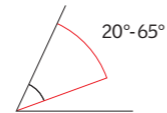
White painted

GDL SD0L001	Including flashings for slate up to 8mm thick.	1.2	2,348	-	2,524	-	2,694	-
GDL SD0W001	Including flashings for profiled roofing material up to 120mm in profile.	1.2	2,348	-	2,524	-	2,694	-
GDL SK0L222	Including 1 x GPL & 1 x GIL and flashings for slate up to 8mm thick.	1.2	-	4,485	-	4,822	-	5,260
GDL SK0W224	Including 1 x GPL & 1 x GIL and flashings for profiled roofing material up to 120mm in profile.	1.2	-	4,485	-	4,822	-	5,260

All prices in GBP (£)
Find all sizes and prices on velux.co.uk



Roof pitch



Glazing options

	--00	--59
Rain noise reduction		
Safety lamination		
Toughened glass		✓
UV filter		
Easy to clean		
Anti-dew		

Cold room

Cold room windows GVK, GVT

The VELUX cold room roof window is designed for use in uninhabited rooms where easy access to the roof and regular ventilation is needed. Side-hung, it opens to the left or right depending on your preference. The window is made from maintenance-free aluminium and polyurethane and comes with integrated flashing.

- Three ventilation positions for constant low-level air flow
- Patented opening restrictor securely holds the window open at 90°
- Safe roof access using the moulded tread with grooves (GVT)
- Extruded aluminium sash for a maintenance-free window

External frame sizes (w×h) cm	103	
	46×61	54×83

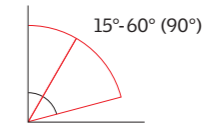
Black polyurethane

GVK 0000Z	154	-
GVT 0059Z	-	210

All prices in GBP (£)
Find all sizes and prices on velux.co.uk



Roof pitch



For geometric smoke ventilation, system is certified to EN ISO12101-2 for roof pitches between 15-90°. For aerodynamic smoke ventilation, system is certified to EN ISO12101-2 for roof pitches between 15-60°.

Interior finish options



White polyurethane
Maintenance-free and moisture resistant

Glazing options

	Double glazing --70	Triple glazing --66
Rain noise reduction	✓	✓
Safety lamination	✓	✓
Toughened glass	✓	✓
UV filter	✓	✓
Easy-to-clean		✓
Anti-dew		✓

Thermal transmittance of glazing (U_g-value) 1.0 0.6

Read more about glazing specifications on page 10.

Smoke ventilation sloped roof window

Electric smoke ventilation roof windows GGL and GGU

A VELUX smoke ventilation window is designed to automatically open when smoke is detected to quickly release smoke and excess heat. It can also be opened to let in fresh air for improved indoor comfort. The VELUX smoke ventilation window is extensively tested and compliant with all EU requirements.

- Available for 1m² (SK06 size) or 1.5m² (UK08 size) of smoke free ventilation area
- Opens to full fire position in just 60 seconds when smoke ventilation is activated
- Same exterior design as other VELUX sloped roof windows
- Tested according to DIN EN 12101-2
- Compatible with wind deflector KFD to optimise the aerodynamic ventilation areas

External frame sizes (w×h) cm

U_w-value W/m² K SK06 114×118 UK08 134×140



White polyurethane

GGU SD0L140	GGU 0070 electric window + flashings for slate up to 8mm thick. Supplied with 1 smoke sensor, 1 break glass point and 1 wall control unit (KFX 210).	1.3	1,860	1,973
GGU SD0W140	GGU 0070 electric window + flashings for tiles up to 120mm in profile. Supplied with 1 smoke sensor, 1 break glass point and 1 wall control unit (KFX 210).	1.0	1,860	1,973

Accessories

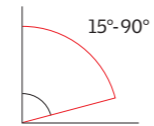
KFA 100	Smoke sensor	-	82
KFK 100	Break glass unit	-	82

All prices in GBP (£)
Find all sizes and prices on velux.co.uk

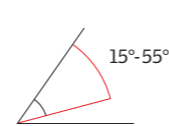


Roof pitch

Centre-pivot



Top-hung*



*The window is suitable for roof pitches between 15°-55°, also suitable for roof pitches between 55° and 75° with special springs. Please specify when ordering.

Interior finish options



White painted
Bright white finish for modern interiors

Glazing options

	Double glazing --70
Rain noise reduction	✓
Safety lamination	✓
Toughened glass	✓
UV filter	✓
Easy to clean	
Anti-dew	
Thermal transmittance of glazing (U_g -value)	1.0

Conservation

Conservation roof windows with glazing bar

Conservation roof windows are the perfect choice when planning dictates that a window of traditional external appearance is required. Its black exterior profiles and glazing bar blend seamlessly into the roof and match the original look of the building. It has the same technical features as a standard VELUX roof window.

- Available in both centre-pivot and top-hung
- RAL colour 9005

External frame sizes (w×h) cm	U_w -value W/m ² K	CK04	CK06	FK06	MK06	MK08	UK04
		55×98	55×118	66×118	78×118	78×140	134×98

Centre-pivot white painted

Model	Description	U_w	CK04	CK06	FK06	MK06	MK08	UK04
GGL SD5N2	GGL 2570 roof window + EDN recessed flashing for slate up to 8mm thick (min 20°)	1.3	547	568	628	662	712	828
GGL SD5P2	GGL 2570 roof window + EDP flashing for plain tiles up to 14mm thick (min 25°)	1.3	487	505	560	592	638	744
GGL SD5W2	GGL 2570 roof window + EDW flashing for tiles up to 120mm in profile (min 15°)	1.3	487	505	560	592	638	744
GGL SD5J2	GGL 2570 roof window + EDJ recessed flashing for tiles up to 90mm in profile (min 20°)	1.3	547	568	628	662	712	828

Top-hung white painted

Model	Description	U_w	CK04	CK06	FK06	MK06	MK08	UK04
GPL SD5N2	GPL 2570 roof window + EDN recessed flashing for slate up to 8mm thick (min 20°)	1.3	-	-	-	-	865	-
GPL SD5P2	GPL 2570 roof window + EDP flashing for plain tiles up to 14mm thick (min 25°)	1.3	-	-	-	-	791	-
GPL SD5W2	GPL 2570 roof window + EDW flashing for tiles up to 120mm in profile (min 15°)	1.3	-	-	-	-	791	-
GPL SD5J2	GPL 2570 roof window + EDJ recessed flashing for tiles up to 90mm in profile (min 20°)	1.3	-	-	-	-	865	-

All prices in GBP (£)
Find all sizes and prices on velux.co.uk

Combi solutions

Side-by-side combination

Page 50

Triple combination

Page 51

Quattro combination

Page 53

Duo combination

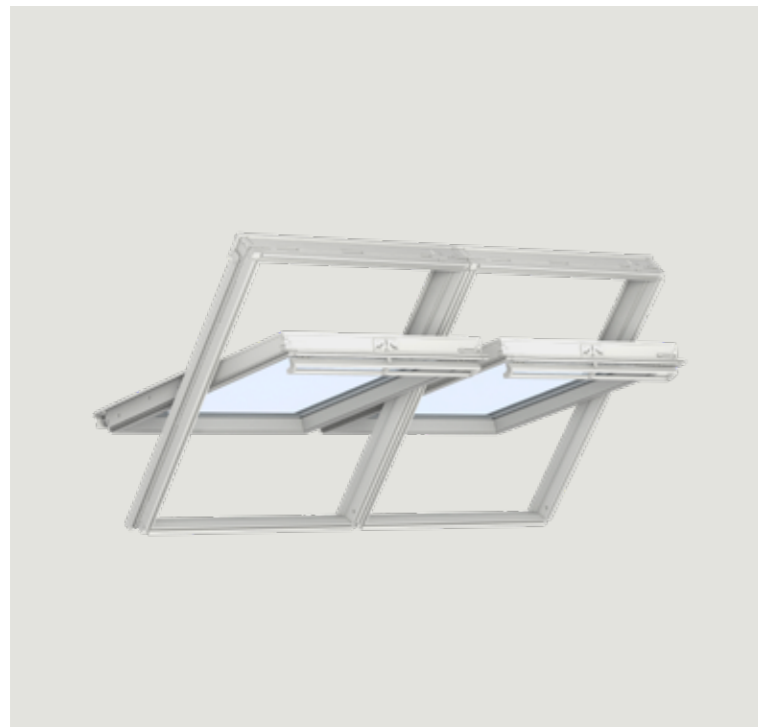
Page 54

Sloping and fixed

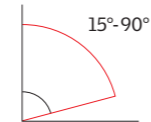
Page 57

Sloping and vertical

Page 58



Roof pitch



Fully customisable

- Available in centre-pivot and top-hung variants
- Choose from a wide range of sizes
- Available in white polyurethane and white painted finishes

Blinds and shutters

- Consider interior blinds for light control, and awning blinds or shutters for heat protection and blackout

Read more on page 103.

Intelligent home control

- Combine your VELUX electric products with our intelligent home control solutions for multiple product operation, scheduling and automation

Read more on page 21.

Flashing

- Prices and sizes shown below are for flashings for installing roof windows into profiled roofing material up to 120 mm
- Flashings for other roof types are available

Read more on page 95.

Side-by-side combination

Double the view

Where there is room for one roof window, there is often room for two. The VELUX side-by-side combination features two adjacent roof windows that give your room an enhanced feeling of spaciousness, double the amount of daylight, and widescreen views to the world outside.

- Expansive views with more daylight
- Increases feeling of spaciousness

Popular combination

External frame sizes (w×h) cm	UNITS	FK06	MK04	MK06	MK08	PK06	PK08	PK10	SK06	SK08	UK04	UK08
		66×118	78×98	78×118	78×140	94×118	94×140	94×160	114×118	114×140	134×98	134×140

Roof window example

GGL 2070	2	343	321	363	401	401	469	494	482	510	462	562
----------	---	-----	-----	-----	-----	-----	-----	-----	-----	-----	-----	-----

Flashing for 100 mm frame distance

EKW 4021E* for profiled roofing material up to 120 mm	1	403	403	422	446	465	488	507	485	515	508	548
---	---	-----	-----	-----	-----	-----	-----	-----	-----	-----	-----	-----

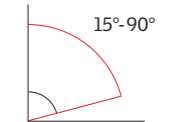
Total price example

Roof windows and flashing	3	1,089	1,045	1,148	1,248	1,267	1,426	1,495	1,449	1,535	1,432	1,672
---------------------------	---	-------	-------	-------	-------	-------	-------	-------	-------	-------	-------	-------

All prices in GBP (£)
Find all flashing types, sizes and prices on velux.co.uk



Roof pitch



Fully customisable

- Available in centre-pivot and top-hung variants
- Choose from a wide range of sizes
- Available in white polyurethane and white painted finishes

Blinds and shutters

- Consider interior blinds for light control, and awning blinds or shutters for heat protection and blackout

Read more on page 103.

Intelligent home control

- Combine your VELUX electric products with our intelligent home control solutions for multiple product operation, scheduling and automation

Read more on page 21.

Flashing

- Prices and sizes shown below are for flashings for installing roof windows into profiled roofing material up to 120 mm
- Flashings for other roof types are available

Read more on page 95.

Triple combination

A panoramic centrepiece

A VELUX Triple combi solution creates an impressive centrepiece in your room. With three roof windows side by side, you can dramatically increase the amount of daylight and create a stunning architectural feature that opens up the room with a panoramic view.

- Panoramic views and significantly more daylight
- Increases the feeling of spaciousness

Popular combination

External frame sizes (w×h) cm	UNITS	FK06	MK04	MK06	MK08	PK08	PK10	SK06	UK04	UK08
		66×118	78×98	78×118	78×140	94×140	94×160	114×118	134×98	134×140

Roof window example

GGL 2070	3	343	321	363	401	469	494	482	462	562
----------	---	-----	-----	-----	-----	-----	-----	-----	-----	-----

Flashing for 100 mm frame distance

EKW S0312 For profiled roofing material up to 120 mm	1	252	252	264	282	315	325	312	333	357
--	---	-----	-----	-----	-----	-----	-----	-----	-----	-----

Installation products

BDX 2000 (including BFX)	3	38	38	40	41	43	45	43	43	47
--------------------------	---	----	----	----	----	----	----	----	----	----

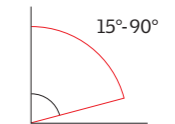
Total price example

Roof windows, flashings and installation products	7	1,395	1,329	1,473	1,608	1,851	1,942	1,887	1,848	2,184
---	---	-------	-------	-------	-------	-------	-------	-------	-------	-------

All prices in GBP (£)
Find all flashing types, sizes and prices on velux.co.uk



Roof pitch



Fully customisable

- Available in centre-pivot and top-hung variants
- Choose from a wide range of sizes
- Available in white polyurethane and white painted finishes

Blinds and shutters

- Consider interior blinds for light control, and awning blinds or shutters for heat protection and blackout

Read more on page 103.

Intelligent home control

- Combine your VELUX electric products with our intelligent home control solutions for multiple product operation, scheduling and automation

Read more on page 21.

Flashing

- Prices and sizes shown below are for flashings for installing roof windows into profiled roofing material up to 120 mm
- Flashings for other roof types are available

Read more on page 96.













Quattro combination

Double-height expansive view

The VELUX Quattro combination takes the side-by-side combination and doubles it for even more daylight and fantastic floor-to-ceiling views. This four-window solution creates a dramatic centrepiece, increasing the amount of daylight and the feeling of spaciousness in your room.

- Floor to ceiling views and more daylight
- Increases the feeling of spaciousness

Popular combination

External frame sizes (w×h) cm	UNITS	FK06	MK04	MK06	MK08	PK06	PK08	PK10	SK06	SK08	UK04	UK08
		66×118	78×98	78×118	78×140	94×118	94×140	94×160	114×118	114×140	134×98	134×140
												

Roof window example

GGL 2070	4	343	321	363	401	401	469	494	482	510	462	562
----------	---	-----	-----	-----	-----	-----	-----	-----	-----	-----	-----	-----

Flashing for 100 mm frame distance

EKW S0222 For profiled roofing material up to 120 mm	1	386	386	406	432	460	482	499	478	510	510	548
--	---	-----	-----	-----	-----	-----	-----	-----	-----	-----	-----	-----

Installation products

BDX 2000 (including BFX)	4	38	38	40	41	41	43	45	43	45	43	47
--------------------------	---	----	----	----	----	----	----	----	----	----	----	----

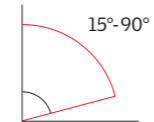
Total price example

Roof windows, flashings and installation products	9	1,910	1,822	2,018	2,200	2,228	2,530	2,655	2,578	2,730	2,530	2,984
---	---	-------	-------	-------	-------	-------	-------	-------	-------	-------	-------	-------

All prices in GBP (£)
Find all flashing types, sizes and prices on velux.co.uk



Roof pitch



Fully customisable

- Available in centre-pivot and top-hung variants
- Choose from a wide range of sizes
- Available in white polyurethane and white painted finishes

Blinds and shutters

- Consider interior blinds for light control, and awning blinds or shutters for heat protection and blackout

Read more on page 103.

Intelligent home control

- Combine your VELUX electric products with our intelligent home control solutions for multiple product operation, scheduling and automation

Read more on page 21.

Flashing

- Prices and sizes shown below are for flashings for installing roof windows into profiled roofing material up to 120 mm
- Flashings for other roof types are available

Read more on page 96.

Duo combination













Ideal for narrow rooms

For narrow rooms, such as above stairs, a duo combination of two VELUX roof windows draws more daylight deep into the room. By adding an additional roof window, you can enhance the feeling of spaciousness, maximise natural light

and create an architectural feature in otherwise often dark and overlooked spaces.

- Enhanced views and more daylight
- Increases the feeling of spaciousness

Popular combinations

External frame sizes (w×h) cm	UNITS	FK06	MK04	MK06	MK08	PK06	PK08	PK10	SK06	SK08	UK04	UK08
		66×118	78×98	78×118	78×140	94×118	94×140	94×160	114×118	114×140	134×98	134×140
												

Roof window example

GGL 2070	2	343	321	363	401	401	469	494	482	510	462	562
----------	---	-----	-----	-----	-----	-----	-----	-----	-----	-----	-----	-----

Flashing

EKW S0122 For profiled roofing material up to 120 mm	1	182	182	192	204	217	227	235	226	240	240	259
--	---	-----	-----	-----	-----	-----	-----	-----	-----	-----	-----	-----

Installation products


BDX 2000 (including BFX)	2	38	38	40	41	41	43	45	43	45	43	47
--------------------------	---	----	----	----	----	----	----	----	----	----	----	----

Total price example

Roof windows, flashings and installation products	5	944	900	998	1,088	1,101	1,251	1,313	1,276	1,350	1,250	1,477
---	---	-----	-----	-----	-------	-------	-------	-------	-------	-------	-------	-------

* Includes installation products (BDX 2000)

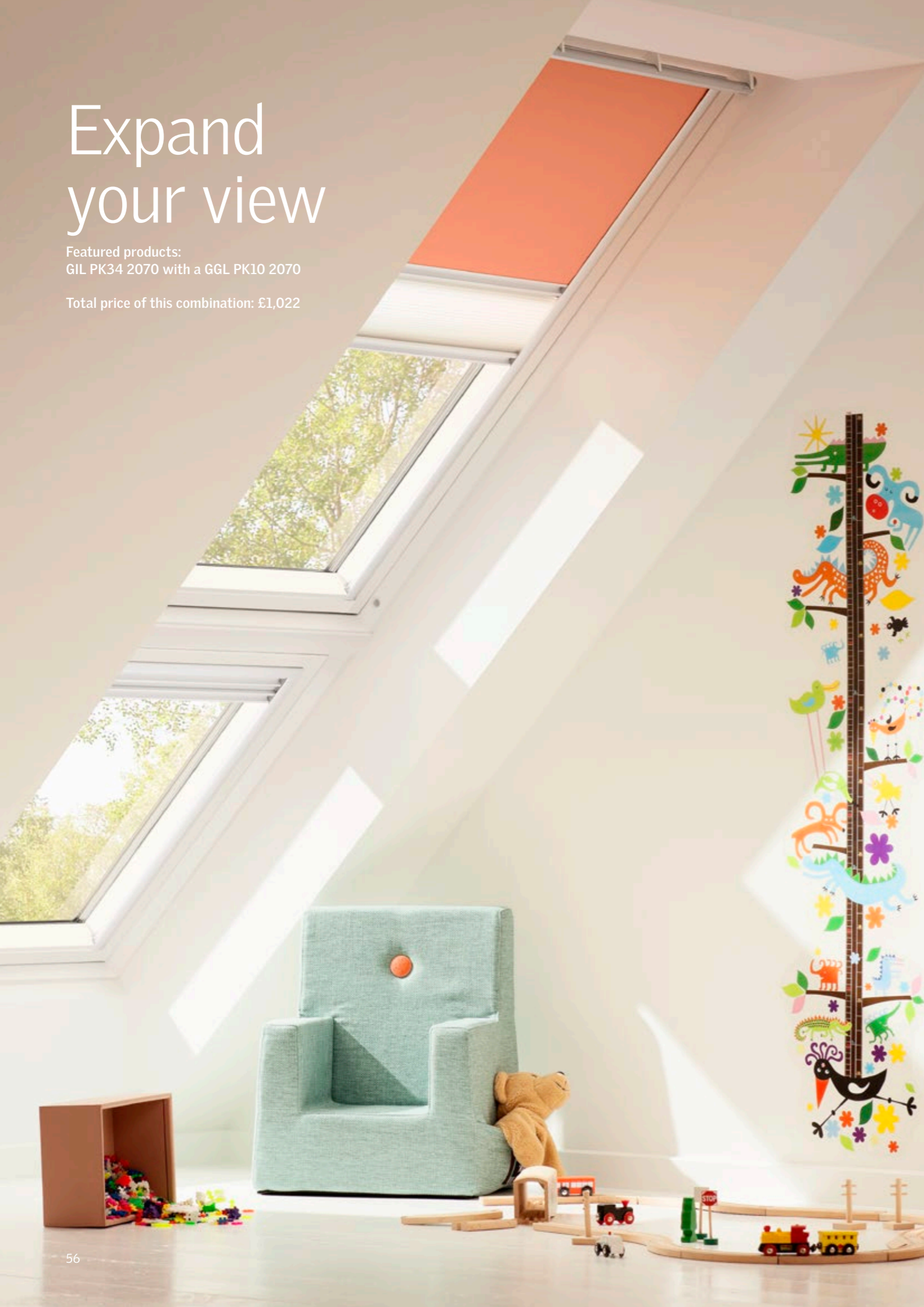
All prices in GBP (£)
Find all flashing types, sizes and prices on velux.co.uk



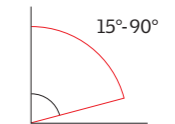
Expand your view

Featured products:
GIL PK34 2070 with a GGL PK10 2070

Total price of this combination: £1,022



Roof pitch



Flashings

- Read more about sizes and prices for sloping extension flashings on page 97

Glazing options

	Double glazing --70	Triple glazing --68	Triple glazing --66
Rain noise reduction	✓	✓	✓
Safety lamination	✓	✓	✓
Toughened glass	✓	✓	✓
UV filter	✓	✓	✓
Easy-to-clean			✓
Anti-dew			✓

Thermal transmittance of glazing (U _g -value)	1.0	0.7	0.6

Read more about glazing specifications on page 10.

Sloping and fixed

A sleek solution to increase your view

Extend your views with a fixed window element that blends seamlessly with the roof window. The window element fills the sloping space between the floor and the bottom of the roof window to provide more expansive views and more daylight. This is the ideal choice if you want to maximise your window area. Add the

right size opening window to create the perfect combination. See page 142 for available sizes.

- Slim connection
- Daylight extension
- Suitable for all rooms

External frame sizes (w×h) cm	U _w -value W/m ² K	MK34 78×95	PK34 94×95	SK34 114×95	UK34 134×95

White polyurethane

GIU 0070	1.3	507	586	673	703
GIU 0068	1.1	634	732	842	878
GIU 0066	1.0	741	855	983	1,026

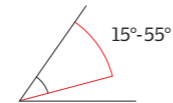
White painted

GIL 2070	1.3	457	528	607	633
GIL 2068	1.1	572	660	759	792
GIL 2066	1.0	668	770	886	925

All prices in GBP (£)
Find all types, sizes and prices on velux.co.uk



Roof pitch



Flashings

- Read more about sizes and prices for sloping extension flashings on page 97

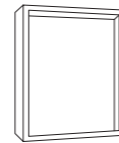
Glazing options

	Double glazing --70	Triple glazing --68	Triple glazing --66
Rain noise reduction	✓	✓	✓
Safety lamination	✓	✓	✓
Toughened glass	✓	✓	✓
UV filter	✓	✓	✓
Easy-to-clean			✓
Anti-dew			✓
Thermal transmittance of glazing (U_g -value)	1.0	0.7	0.6

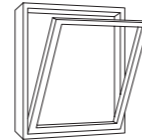
Read more about glazing specifications on page 10.

Details

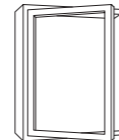
Fixed element VIU



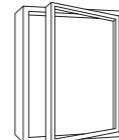
Bottom-hung opening inwards VFE



Tilt and turn inwards to the left VFA



Tilt and turn inwards to the right VFB



Sloping and vertical

More daylight and a better view, VIU, VFE, VFA & VFB

Extend your views with a fixed or openable vertical window element. The additional element fills the vertical space between the floor and the bottom of the roof window to provide more expansive views and more daylight.

- Perfect for one-and-a-half storey homes
- Fixed or opening window elements

External frame sizes (wxh) cm	U_w -value W/m ² K	MK35 78x95	PK35 94x95	SK35 114x95	UK35 134x95

White polyurethane

VIU 0070 Fixed	1.3	514	603	692	727
VIU 0068 Fixed	1.1	643	754	865	908
VIU 0066 Fixed	1.0	751	881	1,010	1,061

White painted

VFE 2070 Bottom-hung opening inwards	1.3	514	603	692	727
VFE 2068 Bottom-hung opening inwards	1.1	643	754	865	908
VFE 2066 Bottom-hung opening inwards	1.0	751	881	1,010	1,061
VFA/VFB 2070 Tilt and turn inwards to the left/right	1.3	564	662	759	-
VFA/VFB 2068 Tilt and turn inwards to the left/right	1.1	705	827	949	-
VFA/VFB 2066 Tilt and turn inwards to the left/right	1.0	824	966	1,109	-

All prices in GBP (£)
Find all sizes and prices on velux.co.uk



Expand your view

Featured products:
GGL MK08 2070 and VFE MK35 2070

Total price of this combination: £915



Flat roof windows

Curved glass – New generation

Page 64

Flat glass – New generation

Page 66

Dome with glazing

Page 68

Dome

Page 70

Special function flat roof windows

Page 72

**Vario by VELUX
Bespoke rooflights**





Page 74

Modular skylights

Page 76

The full range of flat roof windows

We offer a complete range of flat roof windows that covers all needs. From innovative curved and flat glass rooflights to traditional domes, the VELUX flat roof window portfolio is broad and has something for everyone.

<p>New generation</p>  <p>Curved glass rooflight</p> <p>Top performer with CurveTech</p> <ul style="list-style-type: none"> • Maximum daylight area • Excellent energy performance • State-of-the art design • Excellent sound reduction • Clear view and drainage with CurveTech <p>News Solar variant! Bigger sizes!</p> <p>(Price example 100 x 100 cm) £1,140</p> <p>See more page 64 →</p>	<p>New generation</p>  <p>Flat glass rooflight</p> <p>Daylight, design & aesthetics</p> <ul style="list-style-type: none"> • Maximum daylight area • Excellent energy performance • State-of-the art design • Excellent sound reduction <p>(Price example 100 x 100 cm) £953</p> <p>See more page 66 →</p>	 <p>Dome with glazing</p> <p>Advanced dome solution</p> <ul style="list-style-type: none"> • Good daylight area • Good energy performance • Classic design • Good sound reduction <p>(Price example 100 x 100 cm) £714</p> <p>See more page 68 →</p>	 <p>Dome</p> <p>Without glazing. For uninhabited rooms and buildings</p> <ul style="list-style-type: none"> • Basic daylight area • Basic energy performance <p>(Price example 100 x 100 cm) £505</p> <p>See more page 70 →</p>
--	--	---	---

Bespoke solution

- If you are looking for a bespoke solution, check out Vario by VELUX on page 74.

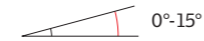


Specifications for flat roof windows	New generation	New generation		
	Curved glass rooflight	Flat glass rooflight	Dome with glazing	Dome
Application areas	• Habitable rooms	• Habitable rooms	• Habitable rooms	• Uninhabited rooms and buildings, such as warehouses, garages, sheds, or industrial buildings.
Roof pitch	• 0-15°	• 2-15°	• 0-15°	• 0-15°
Design	<ul style="list-style-type: none"> • Curved glass top • 88% daylight area* • Glass-to-edge inside view • Glass-to-edge curved top • Integrated motor in frame • Discreetly placed blinds • Better view – rain off CurveTech 	<ul style="list-style-type: none"> • Flat glass top • 88% daylight area* • Glass-to-edge inside view • Glass-to-edge flat top • Integrated motor in frame • Discreetly placed blinds 	<ul style="list-style-type: none"> • Clear or opaque dome skin • 70% daylight area* • Integrated motor in frame 	<ul style="list-style-type: none"> • 2 or 3-layer opaque dome skins • 64% daylight area*
Performance	<ul style="list-style-type: none"> • Glass top and base unit with double or triple glazing • Insulating glass unit with inner laminated glass (P4A) • Urc,ref300: 0,65 W/(m²K)** • Arc,ref300: 4,4 m²** • Sound insulation 39 db** • Burglary resistant as standard*** 	<ul style="list-style-type: none"> • Glass top and base unit with double or triple glazing • Insulating glass unit with inner laminated glass (P4A) • Urc,ref300: 0,75 W/(m²K)** • Arc,ref300: 4,1 m²** • Sound insulation 39 db** • Burglary resistant as standard*** 	<ul style="list-style-type: none"> • Dome skin and base unit with double glazing • Insulating glass unit with inner laminated glass (P4A) • U-value: 0,80 W/(m²K)** • Area: 3,4 m²** • Sound insulation 36 db** • Burglary resistant variant available*** 	<ul style="list-style-type: none"> • 2 or 3-layer opaque dome skins (no glazing) • U-value: 2,2W/(m²K)** • Area: 2,6 m²** • Sound insulation 20 db**
Operation	<ul style="list-style-type: none"> • Fixed variant • Electric variant • Solar powered variant 	<ul style="list-style-type: none"> • Fixed variant • Electric variant • Solar powered variant 	<ul style="list-style-type: none"> • Fixed variant • Electric variant 	<ul style="list-style-type: none"> • Fixed variant • Electric variant
Smart home and sensors	<ul style="list-style-type: none"> • VELUX ACTIVE compatible • Pre-installed rain sensor as standard • Pre-paired wall switch 	<ul style="list-style-type: none"> • VELUX ACTIVE compatible • Pre-installed rain sensor as standard • Pre-paired wall switch 	<ul style="list-style-type: none"> • VELUX ACTIVE compatible • Pre-installed rain sensor as standard • Pre-paired wall switch 	
Heat protection and daylight adjustment	<ul style="list-style-type: none"> • Anti-heat blind (solar) – Optimised and discreet placement • Blackout blind (solar) – Optimised and discreet placement • Insect screen (manual, cleanable, removable) 	<ul style="list-style-type: none"> • Anti-heat blind (solar) – Optimised and discreet placement • Blackout blind (solar) – Optimised and discreet placement • Insect screen (manual, cleanable, removable) 	<ul style="list-style-type: none"> • Anti-heat blind (solar) • Translucent and blackout blinds (electrical/solar) 	

* Daylight area stated as per method in EAD 220062-00-0401 (CE marking). Numbers mentioned are for a size 100100.
 ** U-value, area and sound insulation is stated for fixed variants with either 2-layer dome (dome), Q variant 2-layer glazing unit (dome with glazing) and 2-layer glazing unit (flat glass and curved glass). U-values and areas are calculated for window size 1.2x1.2m, with a kerb height of 300 mm, in accordance with method in EN 1873:2014+A1:2016.
 *** Complies with EU legislative requirements for burglary resistance, class 2.



Roof pitch



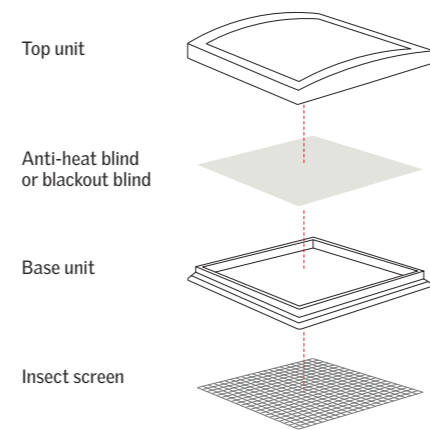
Details

- The premium choice for homeowners with 0-15° roof pitches.
- Glass-to-edge curved glass top unit.
- Unique window construction with a slim frame and invisible sash.
- Available with double or triple glazing for excellent energy performance and sound reduction.
- Laminated insulated glass unit for safety.
- Burglary resistant*.
- Comes in a fixed, electric, and solar powered variant.
- Electric and solar powered variant delivers fresh air at the touch of a button and has an integrated rain sensor.

* Complies with EU legislative requirements for burglary resistance, class 2.

Blind options

The blinds are discreetly placed in the base-unit construction, between the lower pane and outer glass, and do not compromise daylight, design or your views to the sky. See more about blinds options on page 120.



Mounting of blinds is done most conveniently during the rooflight installation process.

Intelligent home control

- Combine your VELUX electric products with our intelligent home control solutions for multiple product operation, scheduling and automation

Read more on page 21.

Details

- On all rectangular sizes, the motor is placed on the long side. Please, refer to the installation instructions for further details.

News

Solar variant!
Bigger sizes!



Available sizes (w×h) cm	U-VALUE**		060060	090060	080080	090090	100100	120090	120120	150100	150150	200100
	Urc,ref300 W/(m²K)	Arc,ref300 Area m²								NEW	NEW	NEW
			60×60	90×60	80×80	90×90	100×100	120×90	120×120	150×100	150×150	200×100

Top cover		060060	090060	080080	090090	100100	120090	120120	150100	150150	200100
ISU 1093	Curved glass top unit	454	500	540	600	667	694	867	881	1,201	1,261

Base		060060	090060	080080	090090	100100	120090	120120	150100	150150	200100
CFU 0020Q	Fixed base unit 2 layer glazing	0.65	4.4	322	359	383	426	473	492	577	814
CFU 0025Q	Fixed base unit 3 layer glazing	0.55	4.4	418	461	498	553	615	639	750	1,058
CVU 0220Q	Electric base unit 2 layer glazing	0.65	4.4	892	925	953	996	1,043	1,062	1,147	1,384
CVU 0225Q	Electric base unit 3 layer glazing	0.55	4.4	988	1,031	1,068	1,123	1,185	1,209	1,320	1,628
CVU 0320Q NEW	Solar powered base unit 2 layer glazing	0.65	4.4	972	1,005	1,033	1,076	1,123	1,142	1,227	1,464
CVU 0325Q NEW	Solar powered base unit 3 layer glazing	0.55	4.4	1,068	1,111	1,148	1,203	1,265	1,289	1,400	1,708

Installation accessories		060060	090060	080080	090090	100100	120090	120120	150100	150150	200100
ZCU 0015	Extension kerb 150mm	189	200	202	210	217	227	259	252	295	310
ZZZ 210U	Frame fixing kit	43	46	46	48	50	50	56	58	68	71
LSF 2000	Lining*	259	277	283	296	308	314	333	345	370	-

* Lining for flat roof. This all-in-one solution includes PVC panels, vapour barrier and facings.
** Calculated for a reference size of 1.2x1.2 m and 300 mm upstand, in a 0° roof pitch.
New sizes available from summer 2022. Solar powered variant available from autumn 2022.

All prices in GBP (£)
Find all sizes and prices on velux.co.uk

New generation

Curved glass rooflight

Fixed or vented option available

The VELUX curved glass rooflight is a revolution in roof window design. The unique design with a slim frame and invisible sash provides maximum daylight and a beautiful glass-to-edge view from inside the home – even with a blind installed. In addition, the curved-shaped glass top allows rainwater to easily drain off the surface – even on 0° roof pitches.

- Maximum daylight area
- Excellent energy performance
- State-of-the art design
- Excellent sound reduction
- Clear view and drainage



Roof pitch



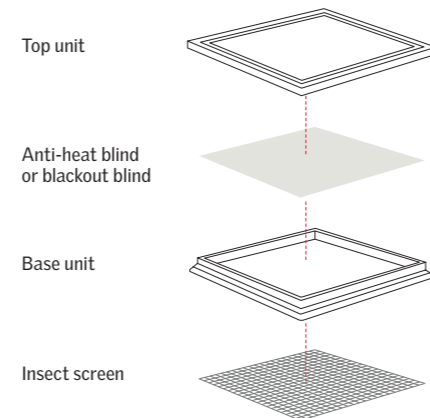
Details

- The elegant choice for roof pitches from 2-15°.
- Glass-to-edge flat glass top unit.
- Unique window construction with a slim frame and invisible sash.
- Available with double or triple glazing for excellent energy performance and sound reduction.
- Laminated insulated glass unit for safety.
- Burglary resistant*.
- Comes in a fixed, electric, and solar powered variant.
- Electric and solar powered variant provides fresh air at the touch of a button and has an integrated rain sensor.

* Complies with EU legislative requirements for burglary resistance, class 2.

Blind options

The blinds are discreetly placed in the base-unit construction, between the lower pane and outer glass, and do not compromise daylight, design or your views to the sky. See more about blinds options on page 120.



Mounting of blinds is done most conveniently during the rooflight installation process.

Intelligent home control

- Combine your VELUX electric products with our intelligent home control solutions for multiple product operation, scheduling and automation

Read more on page 21.

Details

- On all rectangular sizes, the motor is placed on the long side. Please, refer to the installation instructions for further details.

New generation

Flat glass rooflight

Fixed or vented option available

The VELUX flat glass rooflight will bring the magic of daylight into your home. The unique design with a slim frame and invisible sash provides maximum daylight and a beautiful design from inside the home – even with a blind installed.

- Maximum daylight area
- Excellent energy performance
- State-of-the art design
- Excellent sound reduction



News

Solar variant!
Bigger sizes!

Available sizes (w×h) cm	U-VALUE**		060060	090060	080080	090090	100100	120090	120120	150100	150150	200100
	Urc,ref300 W/(m²K)	Arc,ref300 Area m²								NEW	NEW	NEW
			60×60	90×60	80×80	90×90	100×100	120×90	120×120	150×100	150×150	200×100

Top cover

ISU 2093	Flat glass top unit			326	360	389	432	480	499	624	634	864	907
----------	---------------------	--	--	-----	-----	-----	-----	-----	-----	-----	-----	-----	-----

Base

CFU 0020Q	Fixed base unit 2 layer glazing	0.75	4.1	322	359	383	426	473	492	577	591	776	814
CFU 0025Q	Fixed base unit 3 layer glazing	0.60	4.1	418	461	498	553	615	639	750	769	1,008	1,058
CVU 0220Q	Electric base unit 2 layer glazing	0.75	4.1	892	925	953	996	1,043	1,062	1,147	1,161	1,346	1,384
CVU 0225Q	Electric base unit 3 layer glazing	0.60	4.1	988	1,031	1,068	1,123	1,185	1,209	1,320	1,339	1,578	1,628
CVU 0320Q NEW	Solar powered base unit 2 layer glazing	0.75	4.1	972	1,005	1,033	1,076	1,123	1,142	1,227	1,241	1,426	1,464
CVU 0325Q NEW	Solar powered base unit 3 layer glazing	0.60	4.1	1,068	1,111	1,148	1,203	1,265	1,289	1,400	1,419	1,658	1,708

Installation accessories



ZCU 0015	Extension kerb 150mm			189	200	202	210	217	227	259	252	295	310
ZZZ 210U	Frame fixing kit			43	46	46	48	50	50	56	58	68	71
LSF 2000	Lining*			259	277	283	296	308	314	333	345	370	-

* Lining for flat roof. This all-in-one solution includes PVC panels, vapour barrier and facings.

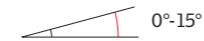
** Calculated for a reference size of 1.2x1.2 m and 300 mm upstand, in a 0° roof pitch.

New sizes available from summer 2022. Solar powered variant available from autumn 2022.

All prices in GBP (£)
Find all sizes and prices on velux.co.uk



Roof pitch



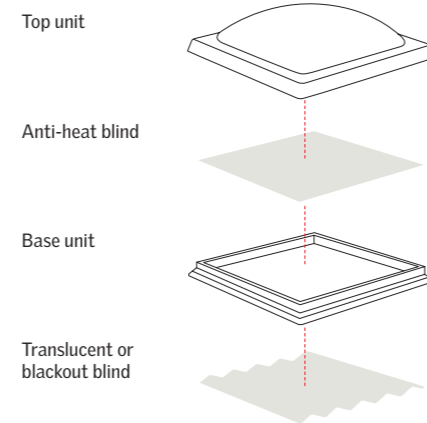
Details

- Opaque dome for optimal privacy or clear dome for daylight and view to the sky.
- Base unit construction with insulating glass unit provides good thermal insulation.
- Comes with double glazing.
- Laminated insulated glass unit for safety
- Burglary resistant variant available*.
- Comes in a fixed or electrically-vented variant.
- Electrically-vented variant provides fresh air at the touch of a button and has an integrated rain sensor.

* Complies with EU legislative requirements for burglary resistance, class 2.

Blind options

Considering blinds at the same time as the window is recommended. There are different blind options to choose from, both for heat protection and blackout purposes. See more about blinds options on page 122.



Intelligent home control

- Combine your VELUX electric products with our intelligent home control solutions for multiple product operation, scheduling and automation


Read more on page 21.

Dome with glazing

Fixed or vented option available

The VELUX dome with glazing is an advanced dome solution for installation in 0-15° roof pitches. It is an effective product for letting in daylight and fresh air, without compromising on energy efficiency and comfort with sun and heat protection products. The insulated base unit has an integrated 2-layer insulating glass unit and the polycarbonate top unit is available in a clear or opaque version.

- Good daylight area
- Good energy performance
- Classic design
- Good sound reduction



Available sizes (w x h) cm	U-VALUE**		060060	060090	080080	090090	100100	090120	120120	100150	150150
	W/m ² K	Area	60x60	60x90	80x80	90x90	100x100	90x120	120x120	100x150	150x150
			<input type="checkbox"/>	<input type="checkbox"/>	<input type="checkbox"/>	<input type="checkbox"/>	<input type="checkbox"/>	<input type="checkbox"/>	<input type="checkbox"/>	<input type="checkbox"/>	<input type="checkbox"/>

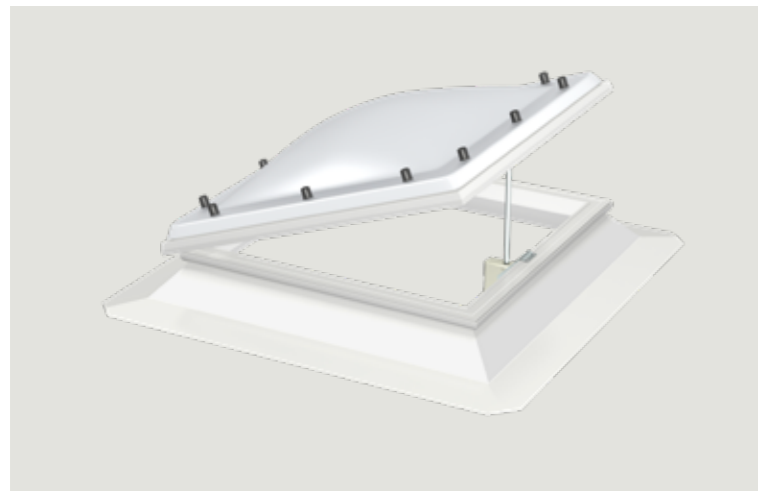

Top unit		060060	060090	080080	090090	100100	090120	120120	100150	150150
ISD 0010	Clear polycarbonate dome	202	216	227	261	284	301	369	375	511
ISD 0110	Opaque polycarbonate dome	202	216	227	261	284	301	369	375	511

Base unit		060060	060090	080080	090090	100100	090120	120120	100150	150150		
CFP 0073QV	Fixed, burglary-resistant base	0.80	3.4	305	327	344	396	430	456	525	550	692
CVP 0673QVA	Electrically vented burglary-resistant base	0.80	3.4	815	837	854	906	940	966	1,035	1,060	1,202

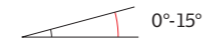
Installation accessories		060060	060090	080080	090090	100100	090120	120120	100150	150150
ZCE 0015	Extension frame with flange	189	200	202	210	217	219	248	260	320
ZZZ 210	Frame fixing kit for roof felt	43	46	46	48	50	50	56	58	68
BBX 0000C	Vapour barrier collar	26	28	28	29	30	30	34	35	41
LSF	Lining*	259	277	283	296	308	314	333	345	370

* Lining for flat roof. This all-in-one solution includes PVC panels, vapour barrier and facings.
 ** Calculated for a reference size of 1.2x1.2 m and 300 mm upstand, in a 0° roof pitch.

All prices in GBP (£)
 Find all sizes and prices on velux.co.uk



Roof pitch



Details

- Available with 2 and 3-layer opaque dome skins in polycarbonate.
- Opaque surface provides diffused daylight, improving the light needed for working.
- Choose between 15 and 30 cm upstand.
- Comes in a fixed or electrically-vented variant.

Replacement frame

- Replace your existing, third-party dome solution with the help of a replacement frame.
- A quick and easy solution for replacement purposes.
- No need to install a new base unit.
- Fits all VELUX dome tops.

ZCJ 0000



Replacement kit for ventilation

- Turn your fixed dome solution into electrically ventilated with this replacement kit.
- Combine with Replacement Frame to upgrade third-party domes to ventilated.

ZCJ 1210



Details

- On all rectangular sizes, the motor is placed on the long side. Please, refer to the installation instructions for further details.



Dome

Fixed or vented options for uninhabited rooms or buildings

The VELUX dome is a traditional dome solution for uninhabited rooms or buildings, such as warehouses, garages, sheds, or smaller industrial buildings. It is available in a fixed or vented version, and with 2 or 3-layer dome skins. A motor and vented frame can be added to the fixed variant to add ventilation – even after installation. Available with fall through grid for added safety. No blinds are available for this product.

- Basic daylight area
- Basic energy performance



Available sizes (w×h) cm	U-VALUE*		060060	090060	080080	090090	100100	012090	120120	150100	150150	200100
	W/m² K	Area m²	60×60	90×60	80×80	90×90	100×100	120×90	120×120	150×100	150×150	200×100
			<input type="checkbox"/>	<input type="checkbox"/>	<input type="checkbox"/>	<input type="checkbox"/>	<input type="checkbox"/>	<input type="checkbox"/>	<input type="checkbox"/>	<input type="checkbox"/>	<input type="checkbox"/>	<input type="checkbox"/>


Top cover												
ISJ 0112	2 layer polycarbonate dome skin	152	165	175	246	254	281	355	446	578	548	
ISJ 0113	3 layer polycarbonate dome skin	182	232	246	346	356	396	499	627	813	770	

Base		2-layer 3-layer												
CFJ 0010	Fixed base unit 15 cm	2.2	1.7	2.6	185	212	216	236	251	259	306	351	452	457
CFJ 1010	Fixed base unit 30 cm	2.2	1.7	2.6	251	293	308	341	356	361	411	456	557	-
CVJ 0210	Electric base unit 15 cm	2.0	1.6	3.1	651	693	708	741	756	761	811	856	957	962
CVJ 1210	Electric base unit 30 cm	2.0	1.6	3.1	851	893	908	941	956	961	1,011	1,056	1,157	-

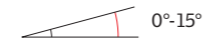
Installation accessories												
ZZZ 210J	Securing kit for roofing material	48	54	55	58	63	67	75	77	93	-	
ZCJ 0000	Replacement Frame	124	-	135	149	153	-	182	-	-	-	
ZCJ 1210	Replacement kit for ventilation	403	-	421	443	451	-	499	-	-	-	

* Calculated for a reference size of 1.2x1.2 m and 300 mm upstand, in a 0° roof pitch.

All prices in GBP (£)
Find all sizes and prices on velux.co.uk



Roof pitch



Details

- Note: this product is not compatible with VELUX flat roof blinds FMG, FMK and MSG.



Roof exit


The manually-operated flat roof exit window opens extra wide to provide easy access to the roof. Fully compliant with all relevant EU legislative requirements, the VELUX flat roof exit is a double-glazed roof window with a laminated inner pane that prevents glass from splintering in the event of breakage. It is available with an opaque or clear polycarbonate dome.

- Extra-large opening for easy access to the roof
- Improved comfort with low-energy double glazing
- Tilted interior frame increases daylight in the room
- Opening angle of approximately 60°
- Excellent insulating value and sound reduction

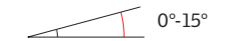
Available sizes (w×h) cm	U-VALUE*		090120	100100	120120	
	W/m² K	Area	90×120	100×100	120×120	
Top Cover						
ISD 0010	Clear polycarbonate dome		301	284	369	
ISD 0110	Opaque polycarbonate dome		301	284	369	
Base						
CXP 0473Q	Manually operated flat roof window base	0.86	3.4	921	869	1,060
Accessories						
ZCE 0015	Extension kerb 150 mm		219	217	248	
ZZZ 210	Frame fixing kit for roof material		50	50	56	

* Calculated for a reference size of 1.2x1.2 m and 300 mm upstand, in a 0° roof pitch.

All prices in GBP (£)
Find all sizes and prices on velux.co.uk




Roof pitch



Details

- Compatible with VELUX flat roof blinds FSK and MSG. An approval by local fire authorities is needed before installation.



Smoke ventilation




The smoke ventilation flat roof window automatically opens when smoke and fire are detected to release smoke and excess heat. It can also be opened for fresh air to improve the indoor climate. Its burglar-proof construction provides additional security while a laminated inner pane prevents glass from shattering if it breaks.

- Available for 0.88m² (100x100cm) or 1.30m² (120x120cm) of smoke-free ventilation area
- Compliant with EU legislative requirements
- Automatically opens in case of fire
- Heavy-duty reliable scissor opening mechanism
- Low-energy double glazing with two energy coatings
- Tested and certified to EN ISO 12101-2

Available sizes (w×h) cm	U-VALUE**		100100	120120	
	W/m² K	Area	100×100	120×120	
Smoke Ventilation System					
ISD 0010	Clear polycarbonate dome		284	369	
ISD 0110	Opaque polycarbonate dome		284	369	
Base					
CSP 1073Q	Flat roof smoke ventilation window	0.99	3.4	1,720	2,098
Specific smoke ventilation accessories					
KFC 210	Control unit for 1 CSP		-	672	
KFC 220	Control unit for 2 CSP		-	871	
KFA 100	Smoke detector		-	82	
KFK 100	Break-glass point		-	82	

** Calculated for a reference size of 1.2x1.2 m and 300 mm upstand, in a 0° roof pitch.

All prices in GBP (£)
Find all sizes and prices on velux.co.uk



Roof pitch



Exterior finish options



Jet Black
RAL9005

Traffic Grey
RAL7043

Rooflight options

- Fixed up to 4m²
- Opening up to 4m²
- Walk-on up to 2m²
- Round up to Ø 1350 mm
- Unlimited up to 4m² per module

Details

- The elegant choice for roof pitches from 0-15° (with a recommendation for the rooflights to be installed at a minimum pitch of 5°).
- Glass-to-edge flat glass top unit.
- Unique window construction with a slim frame and invisible sash.
- Available with double or triple glazing for excellent energy performance and sound reduction.
- Laminated insulated glass unit for safety.
- Burglary resistance*.
- Comes in a fixed or electrically-vented variant.
- Electrically-vented variant provides fresh air at the touch of a button and a pre-installed rain sensor.
- io-homecontrol compatible including VELUX remote controls and VELUX ACTIVE

* Complies with EU legislative requirements for burglary resistance, class 2.

Contact us

vario@velux.co.uk
01592 778 246

Vario by VELUX

Bespoke rooflights for any project


Design and build your rooflights just the way you want them with Vario by VELUX. Use the Build Your Own configurator tool available on the Vario website to create flat roof iconic designs for your project. The tool gives you a 3D illustration of the rooflight and access to real-time prices.

- Custom-made designs for all types of project
- Huge variety of shapes, colours and features
- Sizes up to 4m² of clear internal glass

For further information visit: vario.velux.co.uk




Flat roof windows



Roof pitch



Exterior finish options



Cladding
Noir 2100 Sable
(Granite 60)

Flashing
RAL 7043
Gloss 30

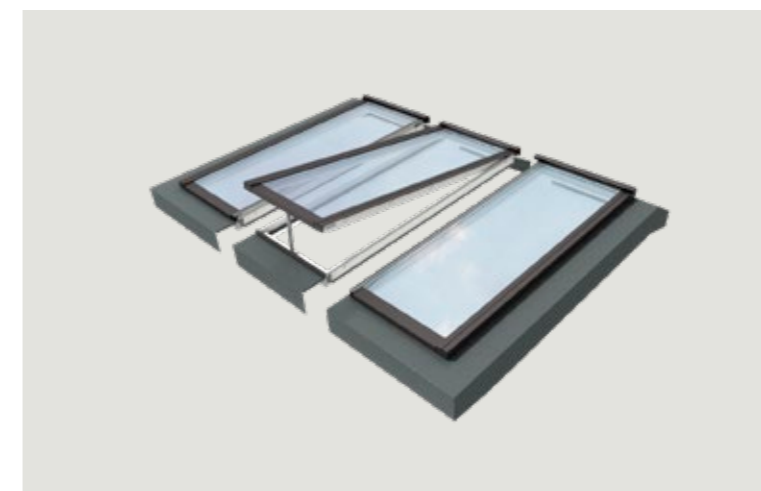
Details

VELUX Modular Skylights are available in a range of convenient installation packages to meet the needs of your project.

For further information, please visit velux.co.uk/vmsdomestic

Contact us

sales@veluxcommercial.co.uk
01592 778 916



Modular Skylights

Open up larger roof expanses

VELUX Modular Skylights are specially designed to bring more natural light directly from above, right into the heart of your room. Modularity allows you to design with daylight over larger roof expanses for a stylish end result that blends in more with the surroundings.

- Customised for your project
- Elegant look inside and out
- Concealed electrics and motors within vented modules
- Ideal for modern flat roof homes



Sun tunnels

Sun tunnels

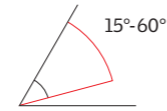
For sloped roofs

For flat roofs

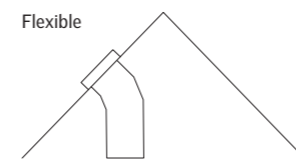
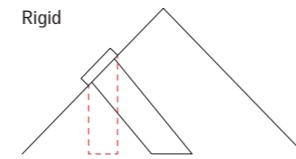
Page 80



Roof pitch



Tunnel options



Light diffuser Edge Glow

- Our EdgeGlow light diffuser spreads the light from the sun tunnel throughout the room

See image on page 81.



Sun tunnel for sloped roofs

Rigid and flexible tunnel options available

Add natural light to spaces where you never felt it was possible with VELUX sun tunnels. Perfect for windowless bathrooms, walk-in wardrobes and hallways.

Use rigid sun tunnels when there is direct access between the roof and the ceiling of the room. Flexible sun tunnels should be used when there is an object, such as a beam, restricting access.

Rigid sun tunnels

- Recommended for maximum daylight, due to the super high reflective coating
- Up to 98% daylight reflectivity for optimal natural light conditions
- Elegant, maintenance-free exterior glass module
- Recommended tunnel length 0.9-6m
- 1.7m tunnel supplied (ZTR extensions are available)
- Available in 10 and 14 inch diameters

Flexible sun tunnels

- Flexible fibreglass tunnel, with reflective inner coating
- Elegant maintenance-free exterior glass module
- Recommended tunnel length is 1.5m
- 2m tunnel supplied
- Available in 14 inch diameter

Tunnel Diameter	10"/25 cm	14"/35 cm
External frame size (w×h) cm	37×37	46×46

Rigid Sun Tunnels

TWR 0K10 2010	10" diameter rigid tunnel for tiles up to 120mm in profile.	331	-
TLR 0K10 2010	10" diameter rigid tunnel for slate up to 8mm thick.	331	-
TWR 0K14 2010	14" diameter rigid tunnel for tiles up to 120mm in profile.	-	381
TLR 0K14 2010	14" diameter rigid tunnel for slate up to 8mm thick.	-	381

Flexible Sun Tunnels

TWF 0K14 2010	14" diameter flexible tunnel for tiles up to 120mm in profile.	-	331
TLF 0K14 2010	14" diameter flexible tunnel for slate up to 8mm thick.	-	331

Accessories

ZTR 0K10 0062	600 mm extension section for 10" rigid diameter sun tunnel.	66	-
ZTR 0K14 0062	600 mm extension section for 14" rigid diameter sun tunnel.	-	66
ZTR 0K14 0124	1,200 mm extension section for 14" rigid diameter sun tunnel.	-	127
ZTL 014	Low-energy light kit for 10" and 14", fits inside tunnel, requires mains connection. Bulb supplied.	-	79

All prices in GBP (£)
Find all sizes and prices on velux.co.uk

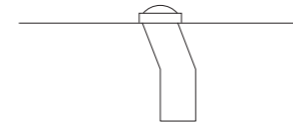


Roof pitch



Tunnel options

Flexible



Light diffuser Edge Glow

- Our EdgeGlow light diffuser spreads the light from the sun tunnel throughout the room

See image on page 83.

Sun tunnel for flat roofs

Flexible tunnel

Used for installation in flat roofs to bring natural light into areas of the house where a flat roof window installation is either not possible or not appropriate. The frame is made of white PVC. Supplied with polycarbonate dome.

Flexible sun tunnels

- Flexible fibreglass tunnel, with reflective inner coating
- Recommended tunnel length for flat roof is between 0.2m and 0.9m
- 0.9m tunnel supplied
- Available in 14 inch diameter

Tunnel diameter

14"/35cm

External frame size (w×h) cm

60x60



Flexible Sun Tunnels

TCF OK14 1010	14" diameter flat-roof flexible tunnel with polycarbonate cover.	400
---------------	--	-----

Accessories

ZTL 014	Low-energy light kit for 10" and 14", fits inside tunnel, requires mains connection. Bulb supplied.	79
---------	---	----

All prices in GBP (£)
Find all sizes and prices on velux.co.uk





Installation and flashings

Installation products

Page 87

Flashings

Page 88

- Standard flashings
- Recessed flashings
- Flashings for combinations and extensions
- Solar integrator flashings
- Replacement flashings




For efficient installation and a superior result.



Insulation collar BDX



Underfelt collar BFX



Vapour barrier BBX

Installation products

For long-lasting performance from your VELUX roof windows, always use VELUX installation products. They are specifically designed for use with VELUX roof windows and require no special adaptation.

VELUX installation products make it easy to install VELUX roof windows quickly and efficiently and protect against the risk of water penetration, mould and condensation for durability and indoor comfort.

What's more, just like other VELUX products, the VELUX range of installation products meet the same exacting standards of quality so your customers can enjoy their roof windows for generations to come.

Insulation collar BDX

- Insulates around the roof window frame, reducing heat loss and eliminating cold bridges
- Flexible insulation frame can be compressed for quick installation
- Supplied with BFX underfelt collar
- Click fittings ensure a fast and accurate assembly

Underfelt collar BFX

- Ensures a watertight seal between the roof window and the roof
- Made from diffusion open material to minimise the risk of condensation
- Comes with transverse drainage gutter to lead water away from the head of the roof window if a tile or slate is broken above the window

Vapour barrier BBX

- Helps prevent condensation from forming in the roof structure
- A fully welded rubber gasket with a double pressure seal guarantees speedy installation and a vapour and airtight solution
- Reinforced corners for extra security against perforation

External frame sizes (w×h) cm	CK02	CK04	CK06	FK06	MK04	MK06	MK08	PK06	PK08	PK10	SK06	SK08	UK04	UK08
	55×78	55×98	55×118	66×118	78×98	78×118	78×140	94×118	94×140	94×160	114×118	114×140	134×98	134×140

Underfelt collar BFX	CK02	CK04	CK06	FK06	MK04	MK06	MK08	PK06	PK08	PK10	SK06	SK08	UK04	UK08
BFX 1000	23	24	25	26	26	27	29	29	30	31	30	31	30	32
Insulation collar BDX	CK02	CK04	CK06	FK06	MK04	MK06	MK08	PK06	PK08	PK10	SK06	SK08	UK04	UK08
BDX 2000 (including BFX)	34	35	36	38	38	40	41	41	43	45	43	45	43	47
Vapour barrier BBX	CK02	CK04	CK06	FK06	MK04	MK06	MK08	PK06	PK08	PK10	SK06	SK08	UK04	UK08
BBX 0000	24	25	26	27	27	28	29	29	30	32	31	32	31	33

All prices in GBP (£)
Find all sizes and prices on velux.co.uk

Guide to using original VELUX flashing kits

VELUX flashing kits are designed to integrate your VELUX roof window perfectly into the roofing material, ensuring that your window is completely weathertight, whatever the conditions.

We offer a range of flashings designed for different roofing materials and provide two options for installation height.



Standard roof window flashings


Standard installation height – install the brackets at the top and the bottom of the window frame, at the red line level.




Recessed flashings

Recessed installation height – install the brackets at the sides of the roof window frame, at the blue line level.

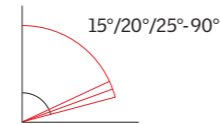
Recessed flashings provide a sleek and streamlined finish as the roof window is installed 40 mm deeper into the roof structure, meaning that less of the roof window protrudes above the roofline. We recommend BDX insulation collar and BFX underfelt collar, included in EDN and EDJ 2000, for optimum energy efficiency.



Installation and flashings



Roof pitch



EDW 15°-90°
EDL 15°-90°
EDP 25°-90°
EDT 20°-90°



EDW



EDL



EDP



EDT

Standard flashings

We provide a range of flashing options to suit your roofing material.

Profiled roofing material EDW

- For profile roofing material up to 120 mm
- Suitable for interlocking slate, thatch and profiled sheeting
- EDW 2000 variants come with installation products included
- Roof pitches from 15°-90°

Slate EDL

- For slate up to 8 mm thick
- Not for interlocking slate. See EDW for details
- EDL 2000 variants come with installation products included
- Roof pitches from 15°-90°

Plain tiles EDP

- For plain tiles (max length 300 mm)
- Maximum thickness of 14 mm
- Roof pitches from 25°-90°

Flat tiles EDT

- For flat tiles 15-40 mm thick
- Designed for neater finish
- EDT 2000 variants come with installation products
- Roof pitches from 20°-90°

External frame sizes (w×h) cm	CK02	CK04	CK06	FK06	MK04	MK06	MK08	PK06	PK08	PK10	SK06	SK08	UK04	UK08
	55×78	55×98	55×118	66×118	78×98	78×118	78×140	94×118	94×140	94×160	114×118	114×140	134×98	134×140

Standard flashings incl. installation products (BDX 2000)

EDW 2000	91	93	97	103	103	109	114	119	125	129	125	131	129	140
EDL 2000	91	93	97	103	103	109	114	119	125	129	125	131	129	140
EDT 2000	94	96	100	107	107	112	118	123	129	134	128	136	134	145

Standard flashings

EDW 0000	64	65	68	73	73	77	82	87	91	94	91	96	96	104
EDL 0000	64	65	68	73	73	77	82	87	91	94	91	96	96	104
EDP 0000	64	65	68	73	73	77	82	87	91	94	91	96	96	104
EDT 0000	67	68	71	77	77	80	86	91	96	99	95	101	101	109

All prices in GBP (£)
Find all flashing types, sizes and prices on velux.co.uk



Roof pitch



EDN



EDJ



Recessed flashings

We provide a range of flashing options to suit your roofing material.

Slate EDN

- For slate up to 8 mm thick
- EDN 2000 includes BDX 2000F insulation package as standard
- Not for interlocking slate
- Roof pitches from 20°-90°

Flat or profiled roofing material EDJ

- For flat or profiled roofing material up to 90mm in profile
- EDJ 2000 includes BDX 2000F insulation package as standard
- Roof pitches from 20°-90°

External frame sizes (w×h) cm	CK02	CK04	CK06	FK06	MK04	MK06	MK08	PK06	PK08	PK10	SK06	SK08	UK04	UK08
	55×78	55×98	55×118	66×118	78×98	78×118	78×140	94×118	94×140	94×160	114×118	114×140	134×98	134×140


Recessed flashings incl. installation products

EDN 2000	147	151	157	168	168	174	185	193	202	209	201	213	210	225
EDJ 2000	147	151	157	168	168	174	185	193	202	209	201	213	210	225

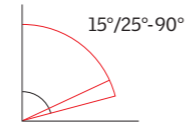
Recessed flashings

EDN 0000	94	96	100	108	108	113	121	129	135	139	134	143	143	153
EDJ 0000	94	96	100	108	108	113	121	129	135	139	134	143	143	153

All prices in GBP (£)
Find all flashing types, sizes and prices on velux.co.uk



Roof pitch



EBW / EKW 15°-90°
EBL / EKL 15°-90°
EBP / EKP 25°-90°

Flashings for combinations

If you want to use multiple VELUX roof windows in your room, VELUX combi flashings give you the interconnectivity needed for easy installation. They are designed for all combinations of VELUX roof windows and give a watertight installation.

- For multiple VELUX roof windows
- High-quality watertight installation
- Maintenance-free exterior



Side-by-side combination



Triple combination

Side-by-side combination

External frame sizes (w×h) cm	CK02	CK04	CK06	FK06	MK04	MK06	MK08	PK06	PK08	PK10	SK06	SK08	UK04	UK08
55×70	55×78	55×98	66×118	78×98	78×118	78×140	94×118	94×140	94×160	114×118	114×140	134×98	134×140	

Flashing for 18 mm frame distance

EBW 4021B* for profiled roofing material up to 120 mm	353	361	376	403	403	422	446	465	488	507	485	515	508	548
EBL 4021B* for slate up to 8 mm thick	353	361	376	403	403	422	446	465	488	507	485	515	508	548
EBP 4021B* for plain tile up to 28 mm (2 x 14 mm)	353	361	376	403	403	422	446	-	488	507	485	-	508	548

Flashing for 100 mm frame distance**

EKW 4021E* for profiled roofing material up to 120 mm	353	361	376	403	403	422	446	465	488	507	485	515	508	548
EKL 4021E* for slate up to 8 mm thick	353	361	376	403	403	422	446	465	488	507	485	515	508	548
EKP 4021E* for plain tile up to 28 mm (2 x 14 mm)	353	361	376	403	403	422	446	-	488	507	485	-	508	548
EKN 0021E for recessed installation into slate up to 8 mm thick	238	244	256	274	274	288	308	326	344	354	340	362	362	390
EKJ 0021E for recessed installation into profiled roofing material up to 120 mm	238	244	256	274	274	288	308	326	344	354	340	362	362	390

* Includes installation products (BDX 2000, bearing beams and cover plate)

** Choose 100 mm frame distance if anti-heat blackout shutters are needed.


Triple combination

External frame sizes (w×h) cm	CK02	CK04	CK06	FK06	MK04	MK06	MK08	PK06	PK08	PK10	SK06	SK08	UK04	UK08
55×70	55×78	55×98	66×118	78×98	78×118	78×140	94×118	94×140	94×160	114×118	114×140	134×98	134×140	

Flashing for 100 mm frame distance

EKW S0312 for profiled roofing material up to 120 mm	219	224	234	252	252	264	282	-	315	325	312	-	333	357
EKL S0312 for slate up to 8 mm thick	219	224	234	252	252	264	282	-	315	325	312	-	333	357

All prices in GBP (£)
Find all flashing types, sizes and prices on velux.co.uk



Duo combination



Quattro combination

Duo combination

External frame sizes (w×h) cm	CK02	CK04	CK06	FK06	MK04	MK06	MK08	PK06	PK08	PK10	SK06	SK08	UK04	UK08
	55×70	55×78	55×98	66×118	78×98	78×118	78×140	94×118	94×140	94×160	114×118	114×140	134×98	134×140

Flashing for 100 mm frame distance

EKW S0122 for profiled roofing material up to 120 mm	159	162	169	182	182	192	204	217	227	235	226	240	240	259
EKL S0122 for slate up to 8 mm thick	159	162	169	182	182	192	204	217	227	235	226	240	240	259

Quattro combination

External frame sizes (w×h) cm	CK02	CK04	CK06	FK06	MK04	MK06	MK08	PK06	PK08	PK10	SK06	SK08	UK04	UK08
	55×70	55×78	55×98	66×118	78×98	78×118	78×140	94×118	94×140	94×160	114×118	114×140	134×98	134×140

Flashing for 100 mm frame distance

EKW S0222 for profiled roofing material up to 120 mm	336	343	358	386	386	406	432	460	482	499	478	510	510	548
EKL S0222 for slate up to 8 mm thick	336	343	358	386	386	406	432	460	482	499	478	510	510	548

All prices in GBP (£)
Find all flashing types, sizes and prices on velux.co.uk



Sloping and fixed



Sloping and vertical

Sloping and fixed

External frame sizes (w×h) cm	MK04	MK06	MK08	PK06	PK08	PK10	SK06	SK08	UK04	UK08
	78×98	78×118	78×140	94×118	94×140	94×160	114×118	114×140	134×98	134×140

Flashing for upper element

EDW 0000 for profiled roofing material up to 120 mm	73	77	82	87	91	94	91	96	96	104
EDL 0000 for slate up to 8 mm thick	73	77	82	87	91	94	91	96	96	104
EDJ 0000 for recessed installation into profiled roofing material up to 90 mm	108	113	121	129	135	139	134	143	143	153
EDN 0000 for recessed installation into slate up to 8mm thick	108	113	121	129	135	139	134	143	143	153

Flashing for extension element

	WK34									
ETW 0000 for profiled roofing material up to 120 mm	49	49	49	49	49	49	49	49	49	49
ETL 0000 for slate up to 8 mm thick	49	49	49	49	49	49	49	49	49	49
ETJ 0000 for recessed installation into profiled roofing material up to 90 mm	103	103	103	103	103	103	103	103	103	103
ETN 0000 for recessed installation into slate up to 8mm thick	103	103	103	103	103	103	103	103	103	103

Sloping and vertical

External frame sizes (w×h) cm	MK04	MK06	MK08	PK06	PK08	PK10	SK06	SK08	UK04	UK08
	78×98	78×118	78×140	94×118	94×140	94×160	114×118	114×140	134×98	134×140

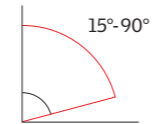
Flashing

EFW 0012 for profiled roofing material up to 120 mm	128	134	143	152	160	165	158	169	169	181
EFL 0012 for slate up to 8 mm thick	128	134	143	152	160	165	158	169	169	181
EFJ 0012 for recessed installation into profiled roofing material up to 90 mm	219	230	245	261	274	283	272	289	289	311
EFN 0012 for recessed installation into slate up to 8 mm thick	219	230	245	261	274	283	272	289	289	311


All prices in GBP (£)
Find all flashing types, sizes and prices on velux.co.uk



Roof pitch



Colour options



Solar integrator flashings

The VELUX Solar Integrator is a specially designed flashing that perfectly connects VELUX roof windows to a variety of solar panel build-in systems. Our solution ensures that your roof window will fit perfectly into the PV grid with an easy, fast, safe and seamless integration.

- Easily integrated with selected solar panel systems
- 25 mm sideways flexibility for perfect positioning
- Tested to withstand extreme weather conditions

External frame sizes (w×h) cm	MK06	MK08	PK08	SK10
	78×118	78×140	94×140	114×160
				

VELUX Solar Integrator flashing

ODL 050001 - Black. For GSE and Viridian solar panel solutions	103	110	123	135
ODL 000001 - Grey. For GSE and Viridian solar panel solutions	103	110	123	135

Compatible with selected solar panel systems.

All prices in GBP (£)
Find all sizes and prices on velux.co.uk



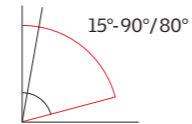


EW



EL

Roof pitch



EW 15°-90°
EL 15°-90°
ELX 15°- 80°

Details

- Minimal disruption as existing lining is retained
- Work can be carried out from the inside
- Replacement installation usually takes under a day
- For flat or profiled roofing material

For replacing single roof windows installed after April 2001 read more about standard flashing options on page 90.

Benefits of replacing your roof window

- Better energy efficiency – modern roof windows have better thermal insulation properties and are up to 115% more energy efficient.
- More light and fresh air – new VELUX roof windows have larger glazed areas and come in white finishes to match modern interiors.
- More choice, more comfort – modernise your roof windows, from improving noise reduction to controlling from your smart phone, a solution for every project.



Type signs for old roof windows manufactured before April 2001



Find a VELUX Certified Installer near you:
velux.co.uk/findinstaller

Replacement flashings

VELUX replacement flashings make it easy to replace VELUX roof windows without removing the existing lining. The roof windows are simply replaced in the existing aperture. This lets you enjoy a new window without the extra work involved in interior decoration or bathroom retiling.

Profiled roofing material EW

- For replacing a VELUX roof window from before April 2001 while maintaining the original installation level of the window
- For profiled roofing material up to 120 mm

Slate EL

- For replacing a VELUX roof window from before April 2001 while maintaining the original installation level of the window
- EL is a flashing for slate up to 8 mm thick

Flashing adaptor ELX

The flashing adaptor kit ELX is used for replacing window combinations and also in conjunction with standard single flashings like EDW and EDL when replacing an old window where the internal finish is not being replaced and the roof window is placed more above the "red line" than normal.

External frame sizes (w×h) cm	CK01	CK02	CK04	FK06	MK04	MK06	MK08	PK08	PK10	SK06	UK04	UK08
	55×70	55×78	55×98	66×118	78×98	78×118	78×140	94×140	94×160	114×118	134×98	134×140

For replacing single roof windows installed before April 2001 window size to be replaced shown in brackets

(9)	102	(6)	206	304 (1)	306 (14)	308 (2)	408	410 (3)	606 (4)	804 (7)	808 (7)
-----	-----	-----	-----	---------	----------	---------	-----	---------	---------	---------	---------

Replacement flashings		CK01	CK02	CK04	FK06	MK04	MK06	MK08	PK08	PK10	SK06	UK04	UK08
EW 0000	Flashing for profiled roofing material up to 120 mm	72	72	74	83	83	87	93	104	107	103	110	118
EL 0000	Flashings for slate up to 8 mm thick	72	72	74	83	83	87	93	104	107	103	110	118
ELX 0000	Adaptor flashing for combinations Also for use in conjunction with EDL and EDW	64	64	65	73	73	77	82	91	94	91	96	104

All prices in GBP (£)
Find all flashing types, sizes and prices on velux.co.uk



Blinds and shutters

Roller blinds

Page 106

Translucent or blackout
Duo blackout
Replacement blackout blind
Colour by You
Children's collection

Pleated blinds

Page 114

Translucent or blackout energy

Venetian blinds

Page 118

Insect screen

Page 119

Blinds for flat roof windows

Page 120

Anti-heat blind
Blackout blind
Insect screen
Pleated blinds

Heat protection products

Page 126

Anti-heat blackout shutter
Anti-heat blackout blind
Anti-heat blind

Combine more products for optimal comfort


Pair your blinds with external anti-heat solutions

Buy your blind and awning together and save 10%*



Heat protection plus blackout

Anti-heat blind + Blackout roller blind



Heat protection plus blackout and insulation

Anti-heat blind + Blackout energy pleated blind



Heat protection plus light dimming

Anti-heat blind + Translucent roller blind

*Only available on Standard (not Trend) colours. No promotional code required. Discount will be applied automatically.



Choose an exterior product for heat protection

See more on page 126



Pick your interior blind for light control

See more on page 106



Add an interior insect screen for further comfort


See more on page 119





Colour options

Standard colours



Trend colours



Installation

- Quick and easy installation with patented mounting brackets.

White line blinds

- To order the blind with white side channels, simply add WL to the end of your product code.

Certifications

- OEKO-TEX® Standard 100 certified (1076-184 DTI) – contains no harmful substances.

Translucent roller blind

VELUX translucent roller blind provides basic privacy whilst still allowing in natural light. Perfect for living rooms, offices and playrooms.

- Softens incoming light and provides privacy
- Available with white or brushed aluminum side rails
- Available in manual, mains or solar powered operation

Most sold window sizes		CK01 C01	CK02 C02	CK04 C04	CK06 C06	MK04 M04	FK06 F06	5	MK06 M06	MK08 M08	UK04 U04	PK08 P08	SK06 S06	PK04 P04	PK10 P10	UK08 U08
Sizes (w×h) cm		55×70	55×78	55×98	55×118	78×98	66×118	70×118	78×118	78×140	134×98	94×140	114×118	94×98	94×160	134×140
Manual RFL	Standard	66	66	70	78	80	82	82	86	92	110	104	108	92	110	126
	Trend	78	78	82	90	92	94	94	98	104	122	116	120	104	122	138
Mains-powered RML	Standard	142	142	146	154	156	158	158	162	168	186	180	184	168	186	202
	Trend	154	154	158	166	168	170	170	174	180	198	192	196	180	198	214
Solar-powered RSL	Standard	149	149	153	161	163	165	165	169	175	193	187	191	175	193	209
	Trend	161	161	165	173	175	177	177	181	187	205	199	203	187	205	221

Mains-powered RML and solar-powered RSL can be combined with intelligent home control solutions for multiple product operation, scheduling and automation. Read more about these solutions on page 21.

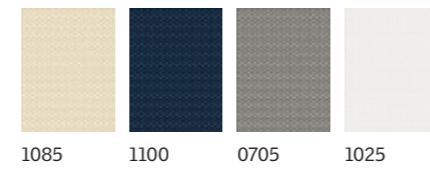
All prices in GBP (£)
Find all sizes and prices on velux.co.uk






Colour options

Standard colours



Trend colours



Installation

- Quick and easy installation with patented mounting brackets.

White line blinds

- To order the blind with white side channels, simply add WL to the end of your product code.

Certifications

- OEKO-TEX® Standard 100 certified (1076-184 DTI) – contains no harmful substances.

Blackout roller blind

The VELUX blackout roller blind offers blackout for darkness anytime. Ideal for bedrooms to ensure a good night's sleep or daytime nap.

- Fabric offers complete blackout
- Available with white or brushed aluminum side rails
- Available in manual, mains or solar powered operation

Most sold window sizes		CK01 C01	CK02 C02	CK04 C04	CK06 C06	MK04 M04	FK06 F06	5	MK06 M06	MK08 M08	UK04 U04	PK08 P08	SK06 S06	PK04 P04	PK10 P10	UK08 U08
Sizes (w×h) cm		55×70	55×78	55×98	55×118	78×98	66×118	70×118	78×118	78×140	134×98	94×140	114×118	94×98	94×160	134×140
Manual DKL	Standard	66	66	70	78	80	82	82	86	92	110	104	108	92	110	126
	Trend	78	78	82	90	92	94	94	98	104	122	116	120	104	122	138
Mains-powered DML	Standard	142	142	146	154	156	158	158	162	168	186	180	184	168	186	202
	Trend	154	154	158	166	168	170	170	174	180	198	192	196	180	198	214
Solar-powered DSL	Standard	149	149	153	161	163	165	165	169	175	193	187	191	175	193	209
	Trend	161	161	165	173	175	177	177	181	187	205	199	203	187	205	221


Mains-powered DML and solar-powered DSL can be combined with intelligent home control solutions for multiple product operation, scheduling and automation. Read more about these solutions on page 21.

All prices in GBP (£)
Find all sizes and prices on velux.co.uk





Colour options

Standard colours



Trend colours



Always combined with white translucent pleated blind (1016)

Duo blackout roller blind

A blackout roller blind and translucent pleated blind in one. It offers the best of both worlds – blackout at night and softly diffused light during the day.

- Choose any colour blackout roller blind combined with white pleated blind (1016)
- Available with white or brushed aluminum side rails
- Available with manual operation

Installation

- Quick and easy installation with patented mounting brackets.

White line blinds

- To order the blind with white side channels, simply add WL to the end of your product code.

Certifications

- OEKO-TEX® Standard 100 certified (1076-184 DTI) – contains no harmful substances.


Most sold window sizes		CK01 C01	CK02 C02	CK04 C04	CK06 C06	MK04 M04	FK06 F06	5	MK06 M06	MK08 M08	UK04 U04	PK08 P08	SK06 S06	PK04 P04	PK10 P10	UK08 U08
Sizes (w×h) cm		55×70	55×78	55×98	55×118	78×98	66×118	70×118	78×118	78×140	134×98	94×140	114×118	94×98	94×160	134×140
Manual DFD	Standard	86	86	92	100	104	108	108	112	120	144	134	140	118	142	164
	Trend	98	98	104	112	116	120	120	124	132	156	146	152	130	154	176

All prices in GBP (£)
Find all sizes and prices on velux.co.uk



Colour options

Standard colours



Installation

- Quick and easy installation with patented mounting brackets.

Certifications

- OEKO-TEX® Standard 100 certified (1076-184 DTI) – contains no harmful substances.

Replacement blackout blind

The VELUX basic blackout blind is the perfect solution for roof windows manufactured before 2014. Ideal if you simply want to replace your old blind with a cost effective solution.

- Blackout effect
- Stepless positioning
- Only available for VELUX roof windows manufactured before 2014
- Available in 4 colours and comes with a 2 year guarantee

Most sold window sizes	C02	C04	M04	F06	M06	M08	U04	P08	S06	U08
Sizes (w×h) cm	55×78	55×98	78×98	66×118	78×118	78×140	134×98	94×140	114×118	134×140
DBL	46	50	56	58	60	64	78	72	76	88

All prices in GBP (£)
Find all sizes and prices on veluxblindsdirect.co.uk



Colour by You

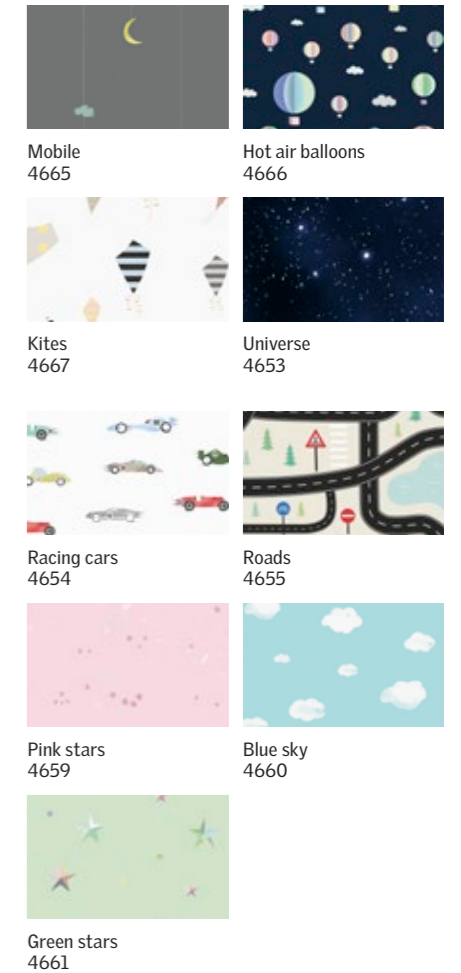
The Colour by You collection lets you customise your roller blinds. Choose from thousands of colours to create the look that you've been dreaming of. Get inspired by trying the colour selection tool at veluxblindsdirect.co.uk and start customising your blinds today.

- Available in translucent, blackout and duo blackout roller blinds
- Available with white or brushed aluminium side rails

Most sold window sizes	CK01 C01	CK02 C02	CK04 C04	CK06 C06	MK04 M04	FK06 F06	MK06 M06	MK08 M08	UK04 U04	PK08 P08	SK06 S06	PK04 P04	PK10 P10	UK08 U08	
Sizes (w×h) cm	55×70	55×78	55×98	55×118	78×98	66×118	78×118	78×140	134×98	94×140	114×118	94×98	94×160	134×140	
Manual operation	RFL	78	78	82	90	92	94	98	104	122	116	120	104	122	138
	DKL	78	78	82	90	92	94	98	104	122	116	120	104	122	138
Mains-powered	DFD	98	98	104	112	116	120	124	132	156	146	152	130	154	176
	RML	154	154	158	166	168	170	174	180	198	192	196	180	198	214
Solar-powered	DML	154	154	158	166	168	170	174	180	198	192	196	180	198	214
	RSL	161	161	165	173	175	177	181	187	205	199	203	187	205	221
	DSL	161	161	165	173	175	177	181	187	205	199	203	187	205	221

Mains-powered DML and RML and solar-powered DSL and RSL can be combined with intelligent home control solutions for multiple product operation, scheduling and automation. Read more about these solutions on page 21.

All prices in GBP (£)
Find all sizes and prices on velux.co.uk



Children's collection

The greatest adventures start with a good night's sleep. Blackout roller blinds and duo blackout roller blinds are available in inspirational and cheerful designs perfect for kids' rooms.

Blackout roller blind (DKL)

- Fabric offers complete blackout
- Available with white or brushed aluminum side rails
- Available with manual operation

Duo blackout roller blind (DFD)

- Two ways to control light in one solution – blackout the room completely or soften incoming light
- Available with white or brushed aluminum side rails
- Choose any Kids Collection blackout roller blind combined with white pleated blind (1016)
- Available with manual operation

Installation

- Quick and easy installation with patented mounting brackets.

White line blinds

- To order the blind with white side channels, simply add WL to the end of your product code.

Certifications

- OEKO-TEX® Standard 100 certified (1076-184 DTI) – contains no harmful substances.

Most sold window sizes	CK01 C01	CK02 C02	CK04 C04	CK06 C06	MK04 M04	FK06 F06	MK06 M06	MK08 M08	UK04 U04	PK08 P08	SK06 S06	PK04 P04	PK10 P10	UK08 U08	
Sizes (w×h) cm	55×70	55×78	55×98	55×118	78×98	66×118	78×118	78×140	134×98	94×140	114×118	94×98	94×160	134×140	
Manual DKL or DFD	Blackout	90	90	94	102	104	106	110	116	134	128	132	116	134	150
	Duo Blackout	110	110	116	124	128	132	136	144	168	158	164	142	166	188

All prices in GBP (£)
Find all sizes and prices on velux.co.uk/kids




Colour options

Standard colours



Trend colours



Installation

- Quick and easy installation with patented mounting brackets.

White line blinds

- To order the blind with white side channels, simply add WL to the end of your product code.

Certifications

- OEKO-TEX® Standard 100 certified (1076-184 DTI) – contains no harmful substances.

Translucent pleated blind

Decorative blinds that are an elegant way to provide privacy whilst diffusing soft natural light into your room.

- Dual control bars allow you to adjust the blind from both the top and the bottom of the roof window, letting in exactly the right amount of light (manual version only)
- Available with white or brushed aluminum side rails
- Available in manual, mains or solar powered operation

Most sold window sizes		CK01 C01	CK02 C02	CK04 C04	CK06 C06	MK04 M04	FK06 F06	5	MK06 M06	MK08 M08	UK04 U04	PK08 P08	SK06 S06	PK04 P04	PK10 P10	UK08 U08
Sizes (w×h) cm		55×70	55×78	55×98	55×118	78×98	66×118	70×118	78×118	78×140	134×98	94×140	114×118	94×98	94×160	134×140
	Standard	66	66	70	78	80	82	82	86	92	110	104	108	92	110	126
	Trend	78	78	82	90	92	94	94	98	104	122	116	120	104	122	138
	Standard	142	142	146	154	156	158	158	162	168	186	180	184	168	186	202
	Trend	154	154	158	166	168	170	170	174	180	198	192	196	180	198	214
	Standard	149	149	153	161	163	165	165	169	175	193	187	191	175	193	209
	Trend	161	161	165	173	175	177	177	181	187	205	199	203	187	205	221

Mains-powered FML and solar-powered FSL can be combined with intelligent home control solutions for multiple product operation, scheduling and automation. Read more about these solutions on page 21.


All prices in GBP (£)
Find all sizes and prices on velux.co.uk/FHL





Colour options

Standard colours



Trend colours



Blackout energy pleated blind

The unique design of these blinds provides up to 25% insulation all year round. Perfect for bedrooms that need blackout at night and extra insulation.

- Insulated for increased comfort
- Available with white or brushed aluminum side rails
- Available in manual, mains or solar powered operation

Installation

- Quick and easy installation with patented mounting brackets.

White line blinds

- To order the blind with white side channels, simply add WL to the end of your product code.

Certifications

- OEKO-TEX® Standard 100 certified (1076-184 DTI) – contains no harmful substances.

Most sold window sizes		CK01 C01	CK02 C02	CK04 C04	CK06 C06	MK04 M04	FK06 F06	5	MK06 M06	MK08 M08	UK04 U04	PK08 P08	SK06 S06	PK04 P04	PK10 P10	UK08 U08
Sizes (w×h) cm		55×70	55×78	55×98	55×118	78×98	66×118	70×118	78×118	78×140	134×98	94×140	114×118	94×98	94×160	134×140
Manual FHC	Standard	86	86	92	100	104	108	108	112	120	144	134	140	118	142	164
	Trend	98	98	104	112	116	120	120	124	132	156	146	152	130	154	176
Mains-powered FMC	Standard	162	162	168	176	180	184	184	188	196	220	210	216	194	218	240
	Trend	174	174	180	188	192	196	196	200	208	232	222	228	206	230	252
Solar-powered FSC	Standard	169	169	175	183	187	191	191	195	203	227	217	223	201	225	247
	Trend	181	181	187	195	199	203	203	207	215	239	229	235	213	237	259

Mains-powered FMC and solar-powered FSC can be combined with intelligent home control solutions for multiple product operation, scheduling and automation. Read more about these solutions on page 21.

All prices in GBP (£)
Find all sizes and prices on velux.co.uk/FHC



Colour options

Standard colour



7001

Trend colours



7057



7062



7063



7064



7065

Installation

- Quick and easy installation with patented mounting brackets.

White line blinds

- To order the blind with white side channels, simply add WL to the end of your product code.

Details

- Unique and discreet tilt mechanism makes it very easy to tilt the slats.

Venetian blind

The classic solution for light dimming and privacy. Perfect for bathrooms and kitchens.

- Moisture resistant
- Easy to clean
- Preserves your view while providing privacy
- Cordless operation
- Available with white or brushed aluminum side rails
- Available with manual operation
- Control the amount and direction of incoming light and shadows

Most sold window sizes	CK01 C01	CK02 C02	CK04 C04	CK06 C06	MK04 M04	FK06 F06	5	MK06 M06	MK08 M08	UK04 U04	PK08 P08	SK06 S06	PK04 P04	PK10 P10	UK08 U08		
Sizes (w×h) cm	55×70	55×78	55×98	55×118	78×98	66×118	70×118	78×118	78×140	134×98	94×140	114×118	94×98	94×160	134×140		
	Standard	86	86	92	100	104	108	108	112	120	144	134	140	118	142	164	
	Manual PAL	Trend	98	98	104	112	116	120	120	124	132	156	146	152	130	154	176


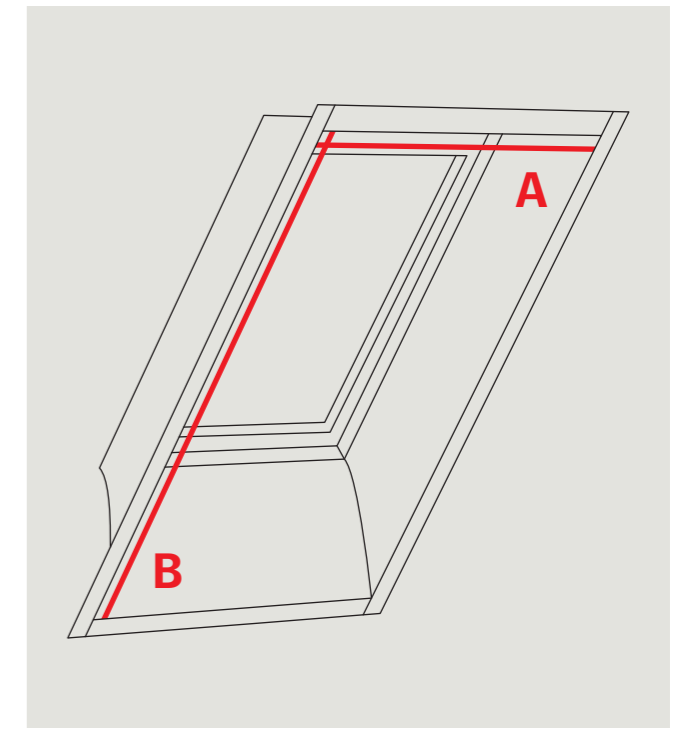
All prices in GBP (£)
Find all sizes and prices on velux.co.uk/PAL



Insect screen

Enjoy fresh air without unwanted visitors. The screen is simple to operate, and can be combined with any other VELUX interior or exterior blind. It has transparent net fabric and stows neatly away in the slim top casing when not in use.

- 100% insect-proof material
- Transparent net fabric does not obstruct your view
- Durable, wind-resistant fabric for long-lasting performance



Determine the correct size

- Measure the inner wall width (A) and height (B) to find the size code and price of your insect screen in the table below
- If you have two heights (B) or heights above 2400 mm – two insect screens and one connector set Z0Z 157 SWL are needed.
- Watch a video on how to measure and determine the correct size at velux.co.uk/ZIL
- **IMPORTANT:** Insect screen size codes may differ from window size code, please measure (A) and (B) and find correct size code in the table below before ordering.

Installation


- Quick and easy installation.

	0-438 mm	439-530 mm	531-640 mm	641-760 mm	761-922 mm	923-1120 mm	1121-1285 mm
	ZIL BK04	ZIL CK02	ZIL FK08	ZIL MK06	ZIL PK25	ZIL SK06	ZIL UK04
0-1600 mm	99	92	121	121	148	150	155
1601-2000 mm	SPECIAL ORDER	ZIL CK06	ZIL FK08	ZIL MK06	ZIL PK06	ZIL SK06	ZIL UK10
	-	109	121	121	132	150	186
2001-2400 mm	SPECIAL ORDER	SPECIAL ORDER	ZIL FK08	ZIL MK10	ZIL PK10	ZIL SK10	ZIL UK10
	-	-	121	144	153	175	186

All prices in GBP (£)
Find all sizes and prices on veluxblindsdirect.co.uk




Anti-heat blind (MSU)




5070




Blackout blind (DSU)



4550



Insect screen (ZIU)



0000

New generation

For curved and flat glass rooflights

Anti-heat blind

The anti-heat blind provides light dimming and heat protection to maintain a cool and comfortable room. The blind is discreetly placed inside the rooflight, and is easily installed from the roof when installing the window.

- Reduces overheating
- Semi-transparent fabric for light control and sky view
- Solar powered blind with remote control
- Not compatible with blackout blind

Blackout blind

VELUX blackout blind for glass rooflights blocks outside light for total darkness, anytime and is perfect for bedrooms. It is discreetly placed inside the rooflight and easily installed from the roof when installing the window

- Perfect sleep – day or night
- 99.9% blackout
- Great for bedrooms and media rooms
- Solar powered blind with remote control
- Not compatible with anti-heat blind

Insect screen

VELUX insect screen for glass rooflights lets you enjoy fresh air with a view to the sky without any insects. It comes in a contemporary white design, is easy to install and simple to remove for cleaning.

- Fresh air and 100% insect-proof
- Durable, transparent net fabric does not obstruct your view
- Can be combined with an anti-heat blind or a blackout blind



Blinds are placed inside the rooflight and mounting is therefore most convenient during the installation process.

		060060	080080	090060	090090	100100	120090	120120	150100	150150	200100	
Window size		60x60	80x80	90x60	90x90	100x100	120x90	120x120	150x100	150x150	200x100	
		<input type="checkbox"/>	<input type="checkbox"/>	<input type="checkbox"/>	<input type="checkbox"/>	<input type="checkbox"/>	<input type="checkbox"/>	<input type="checkbox"/>	<input type="checkbox"/>	<input type="checkbox"/>	<input type="checkbox"/>	
	Solar powered MSU	Anti-heat blind	276	288	282	294	300	306	312	318	375	393
	Solar powered DSU	Blackout blind	276	288	282	294	300	306	312	318	375	393
	Manual insect screen ZIU	Insect screen	63	66	65	68	69	70	72	73	86	90

Solar powered MSU and DSU can be combined with our intelligent home control solutions for multiple product operation, scheduling and automation. Read more about these solutions on page 21. New sizes available from summer 2022. ZIU Insect Screen available from April 2022.

All prices in GBP (£)
Find all sizes and prices on veluxblindsdirect.co.uk




Anti-heat blind



6090



Translucent pleated blind




1016

1259



Blackout energy pleated blind



1045

1047



For dome with glazing*

Anti-heat blind

VELUX anti-heat blind provides light dimming and heat protection so your indoor temperature stays cool and comfortable. This makes it perfect for living rooms with activity during the day. It is easy to install from the inside.

- Reduces solar heating
- Semi-transparent fabric lets in natural light
- Available in solar powered operation with app and remote control

Translucent pleated blind

VELUX pleated blind for flat roof windows provides soft daylight control in a decorative folding design. It is the perfect choice for living rooms with activity during the day.

- Softly diffuses incoming natural light
- Available in mains powered operation with app and remote control
- OEKO-TEX® Standard 100 certified (1076-184 DTI) – contains no harmful substances

Blackout energy pleated blind

VELUX blackout energy pleated blind for flat roof windows darkens the room and protects against cold. This makes it the ideal choice for bedrooms and living rooms.

- Light dimming and insulating effect
- Available in mains or solar powered operation with app and remote control
- OEKO-TEX® Standard 100 certified (1076-184 DTI) – contains no harmful substances

		060060	060090	080080	090090	100100	090120	120120	100150	150150	
Window size		60x60	60x90	80x80	90x90	100x100	90x120	120x120	100x150	150x150	
		<input type="checkbox"/>	<input type="checkbox"/>	<input type="checkbox"/>	<input type="checkbox"/>	<input type="checkbox"/>	<input type="checkbox"/>	<input type="checkbox"/>	<input type="checkbox"/>	<input type="checkbox"/>	
	Solar powered MSG	Anti-heat blind	264	270	275	281	284	293	298	304	-
	Mains powered FMG	Translucent pleated blind	242	247	252	257	260	268	273	278	-
	Mains powered FMK	Blackout energy pleated blind	249	255	260	265	268	276	281	287	338
	Solar powered FSK	Blackout energy pleated blind	268	274	279	285	288	297	302	308	363

Solar powered MSG is not compatible with ISD 2093. Solar powered MSG and FSK and mains powered FMG and FMK can be combined with our intelligent home control solutions for multiple product operation, scheduling and automation. Read more about these solutions on page 21.

All prices in GBP (£) Find all sizes and prices on veluxblindsdirect.co.uk



Ordering and installing your VELUX blinds

Installing VELUX blinds requires no measuring, trimming, cutting or extra tools. They are made for a perfect fit, and everything you need is included in the package.

VELUX blind sizes match the roof window type and size. Locate these on the window type sign. See page 140.

Your VELUX roof windows have patented mounting brackets for your blinds. Simply click on the blind and add the supplied side rails.

Place your order on veluxblindsdirect.co.uk or by speaking to one of our dealers or a customer service representative.





Keep your home cool
on hot days with
VELUX heat protection

Outdoor protection, indoor comfort

Our wide range of VELUX exterior anti-heat solutions effectively help you to protect your home from overheating so you can enjoy a comfortable indoor temperature, even on the hottest days or nights. Many products can be installed from the inside by yourself or an installer. Discover the blind or shutter that best meets the needs for your home.



Anti-heat blackout shutter

Heat protection, blackout and insulation

See more on page 129

Heat protection	● ● ● ●
Blackout	● ● ● ●
Insulation	● ●
Noise reduction	● ● ●
Prevents burglary	● ● ●



Anti-heat blackout blind

Heat protection and blackout

See more on page 130

Heat protection	● ● ●
Blackout	● ● ●
Insulation	●
Noise reduction	●
Prevents burglary	●




Anti-heat blind

Heat protection and transparency

See more on page 131

Heat protection	● ● ●
Blackout	●
Insulation	
Noise reduction	
Prevents burglary	



0000

Indoor climate

- Heat protection, blackout and insulation

Heat protection	● ● ● ●
Blackout	● ● ● ●
Insulation	● ●
Noise reduction	● ● ●
Prevents burglary	● ● ●

Read more about anti-heat blackout shutter specifications on velux.co.uk/shutter

Anti-heat blackout shutter

Take full control of your indoor comfort with the superior heat protection and blackout offered by VELUX anti-heat blackout shutters. The ideal choice for complete, year-round protection. The sturdy exterior offers the very best outdoor protection.


- All-in-one protection
- Best heat protection and sun screening
- Total blackout
- Effective winter insulation
- Rain noise reduction
- Effective protection of roof window from break-ins
- Available in mains or solar-powered operation with remote control

Most sold window sizes	CK01 C01	CK02 C02	CK04 C04	CK06 C06	MK04 M04	FK06 F06	5	MK06 M06	MK08 M08	UK04 U04	PK08 P08	SK06 S06	PK04 P04	PK10 P10	UK08 U08
Sizes (w×h) cm	55×70	55×78	55×98	55×118	78×98	66×118	70×118	78×118	78×140	134×98	94×140	114×118	94×98	94×160	134×140
Mains-powered SML	348	348	371	383	395	399	399	415	438	478	474	482	427	498	557
Mains-powered SMH*	-	-	-	-	-	559	-	581	614	-	664	675	-	-	-
Solar-powered SSL	462	462	494	510	525	531	531	552	583	636	630	641	567	662	741

Window size	FFKF06 188×118	FFKF08 188×140
Solar powered SSLs for 3-in-1	1,677	1,743

* SMH is designed for VELUX INTEGRA® top-hung roof windows. Mains-powered SML and SMH and solar-powered SSL are VELUX ACTIVE compatible. Read more about VELUX ACTIVE on page 25. SSL installed on VELUX INTEGRA® solar GGL/GGU in widths B---, C--- & F---, a Z0Z 246 kit is needed. SSLs for 3-in-1 available from summer 2022.

All prices in GBP (£)
Find all sizes and prices on velux.co.uk/shutter



0000

Indoor climate

- Heat protection and blackout

	Heat protection	● ● ●
	Blackout	● ● ●
	Insulation	●
	Noise reduction	●
	Prevents burglary	●

Read more about anti-heat blackout blind specifications on velux.co.uk/SSS



Anti-heat blackout blind

Beat the heat with the VELUX anti-heat blackout blind that offers both great heat protection and blackout. This effective combo is ideal for those who want to keep comfortable indoors on hot days and sleep better on warm nights.

- Effective heat reduction
- Blackout effect
- Tough, durable polyester fabric
- Available in solar-powered operation with remote control
- Install from inside with or without professional help

Most sold window sizes	CK01 C01	CK02 C02	CK04 C04	CK06 C06	MK04 M04	FK06 F06	5	MK06 M06	MK08 M08	UK04 U04	PK08 P08	SK06 S06	PK04 P04	PK10 P10	UK08 U08
Sizes (w×h) cm	55×70	55×78	55×98	55×118	78×98	66×118	70×118	78×118	78×140	134×98	94×140	114×118	94×98	94×160	134×140
Solar-powered SSS	330	330	353	364	375	379	-	394	417	454	450	458	405	473	529
Window size													FFKF06 188×118	FFKF08 188×140	
Solar powered SSSS for 3-in-1													1,137	1,182	

Solar-powered SSS is VELUX ACTIVE compatible. Read more about VELUX ACTIVE on page 25.
For old VELUX roof window generations (VES), a ZOZ 238 installation kit set is needed.
For VELUX INTEGRA® GPU roof windows, a ZOZ 229S kit is needed.
For VELUX INTEGRA® Solar GGL/GGU in widths B---, C--- & F---, a ZOZ 246 kit is needed.

All prices in GBP (£)
Find all sizes and prices on velux.co.uk/sss



5060

Indoor climate

- Heat protection and transparency

	Heat protection	● ● ●
	Blackout	●
	Insulation	
	Noise reduction	
	Prevents burglary	

Read more about awning blind specifications on velux.co.uk/awning



Anti-heat blind

Keeps your indoors cool and comfortable all day with VELUX anti-heat blinds that block incoming heat before it hits your VELUX roof windows. The ideal choice for home offices or living rooms where you want cooler temperatures and reduce glare on sunny days.

- Effective heat reduction
- 14% transparency – lets in natural light and retains the view to the outside
- Available in manual, mains or solar-powered operation with remote control

Most sold window sizes	CK01 C01	CK02 C02	CK04 C04	CK06 C06	MK04 M04	FK06 F06	5	MK06 M06	MK08 M08	UK04 U04	PK08 P08	SK06 S06	PK04 P04	PK10 P10	UK08 U08
Sizes (w×h) cm	55×70	55×78	55×98	55×118	78×98	66×118	70×118	78×118	78×140	134×98	94×140	114×118	94×98	94×160	134×140
Manual MHL	48	48	48	48	60	56	60	60	60	82	68	76	68	68	82
Mains-powered MML	222	222	238	246	252	256	256	266	280	306	304	308	274	318	356
Solar-powered MSL	292	292	312	322	332	336	336	348	368	402	398	404	358	418	468
Window size													FFKF06 188×118	FFKF08 188×140	
Solar powered MSLS for 3-in-1													1,005	1,044	

Mains-powered MML and solar-powered MSL are VELUX ACTIVE compatible. Read more about VELUX ACTIVE on page 25.
For old VELUX roof window generations (VES), a ZOZ 238 installation kit set is needed.
For VELUX INTEGRA® GPU roof windows, a ZOZ 229S kit is needed.
MSL installed on VELUX INTEGRA® solar GGL/GGU in widths B---, C--- & F---, a ZOZ 246 kit is needed.

All prices in GBP (£)
Find all sizes and prices on velux.co.uk/awning

Accessories



Accessories

Page 134

- Electric accessories
- Rod controls
- Locks and restrictors
- Maintenance kits
- Installation tools




KUX 110



KSX 100K



KLB 100



KLI 311, 312 and 313




KLF 200



KSX 100



ZCT 100 and ZCT 200K



ZOX 085



ZOX 012K1



ZOX 010KC S011



ZZZ 129KI and ZZZ 130KI



ZZZ 131KI



ZZZ 176KI



ZZZ 258

Roof window accessories

Electric accessories

Power supply KUX 110

Power supply for remote operation of VELUX electric anti-heat shutters and blinds or interior blind on a manual roof window or fixed flat-roof window.

Upgrade kit KSX 100K

Complete solar powered upgrade kit for VELUX manual centre-pivot roof window. Upgrades manual roof windows to remote operation with no wiring needed. Includes rain sensor. For windows manufactured after February 2014. Not compatible with CK01, CK02, MK27, PK25 and SK01.

Battery back up KLB 100

The battery backup ensures that if there is a power outage, VELUX electric mains-powered windows are closed and VELUX electric mains-powered blinds/shutters raised. It is recommended for use in regions affected by frequent power failures.

VELUX Wall switch – roof windows KLI 311

The wireless wall switch KLI 311 lets you conveniently open, close and stop

up to 200 electrical products. Can also be used as a io-homecontrol® repeater.

VELUX Wall switch – interior sunscreening KLI 312

The wireless wall switch KLI 312 lets you conveniently open, close and stop VELUX solar powered and mains-powered interior blinds. One switch can be used to operate several blinds.

VELUX Wall switch – exterior heat protection KLI 313

The wall switch KLI 313 lets you conveniently open, stop and close solar- or mains-powered VELUX electric exterior anti-heat shutters and blinds. One switch can be used to operate several exterior blinds or shutters.

VELUX Interface KLF 200

KLF 200 is programable and can be used for operation of io-homecontrol® compatible electrical products via external control devices like switches and sensors (potential-free contacts). Can operate 5 products or 5 groups with

up to 200 electrical products. Can also be used as a io-homecontrol® repeater.

Upgrade kit KSX 100

Complete solar powered upgrade kit for VELUX manual centre-pivot roof window. Upgrades manual roof windows to remote operation with no wiring needed. Includes rain sensor. For windows manufactured between April 1986 and January 2014. Not compatible with M27, P25 and 425.

Rod controls

Telescopic control rod ZCT 200K

The 100-180 cm expandable rod enables operation of VELUX manually operated centre-pivot roof windows, interior blinds and insect screens installed out-of-reach.

Control rod extension ZCT 100

Extension piece for telescopic control rod ZCT 200K, adding 100 cm to the up to 180 cm long telescopic control rod.

Interior blind adaptor ZOX 085

Adaptor to allow remote operation of interior blind by control rod ZCT 200K.

Locks and restrictors

Security lock ZOX 012K1

Extra security lock for VELUX centre-pivot roof windows that prevents the roof windows from being opened from the inside without a key.

Opening Restrictor with key ZOX 010KC S011

Opening restrictor (safety latch) that prevents VELUX centre-pivot roof windows from opening more than 10cm. Suitable for roof windows of frame height 98cm and above.

Maintenance kits

ZZZ 129KI

Professional repair kit designed to cover up marks and top finish scratches on VELUX white polyurethane roof windows.

ZZZ 130KI

Professional repair kit designed to repair marks and top finish scratches on VELUX white painted roof windows.

ZZZ 131KI

Care kit for VELUX white painted roof windows. Includes special cleaner for removal of oil and grease, protector to restore the water-repellent surface and an application sponge.

ZZZ 176KI

Professional repair kit designed to repair marks and top finish scratches on VELUX clear lacquered roof windows.

Installation tools

ZZZ 258

The VELUX Protect Tool consists of 3 flexible, rubber profiles that are fitted onto the bottom and side frames to prevent the sash from making marks in the window during installation. Can be used with VELUX sloping roof window types and sizes.

Electric accessories

KUX 110	115
KSX 100K	250
KSX 100	250
KLB 100	170
KLI 311	21
KLI 312	21
KLI 313	21
KLF 200	130

Rod controls

ZCT 100	17
ZCT 200K	29
ZOX 085	7

Locks and restrictors

ZOX 012K1	51
ZOX 010KC S011	32

Maintenance kits

ZZZ 129KI	13
ZZZ 130KI	13
ZZZ 131KI	30
ZZZ 176KI	13

Installation tools

ZZZ 258	22
---------	----

All prices in GBP (£)
Find all sizes and prices on velux.co.uk



Practical information

Practical information

Page 138

VELUX installation training
Dealer information
After sales service
VELUX Rewards
Online professional tools
Guarantees

Size and replacement

Page 140

Roof window replacement
The VELUX product code system

Practical information



VELUX installation training

We offer different training formats to suit your business needs. You can attend our installation and product courses online via the VELUX Online Training Academy, at our training facilities, or our mobile training unit can visit your site for tailor-made training for your team (subject to terms).

Find out more at velux.co.uk/training

Interested in becoming a VELUX Certified Installer?
Go to velux.co.uk/certified to find out more information



Dealer information

The easiest way to place a merchant order is via our Dealer Extranet or EDI platforms. VELUX Dealer Extranet offers a number of additional features, such as creating quotes, client quotes, delivery track and trace, return requests and much, much more.

Access Dealer Extranet dealerextranet3.velux.co.uk

EDI (Electronic Data Interchange) may be a suitable option for merchants who place a large number of orders each month. VELUX can accommodate a number of different EDI formats.

To explore options, please email: Etrading@velux.co.uk with your requirements.



After sales service

Whether you want to get installation advice, ask a question about a specific product or get tips for your construction project, the VELUX Customer Care team is here to help:

Business customers
01592 778225

Homeowners
01592 778225

Project support
01592 778873



VELUX Rewards

You can earn rewards with a large range of VELUX products all year round! Simply sign up for a VELUX Rewards account and upload invoices for any qualifying products. Once approved, your account will be credited with points that you can spend with our large range of top-brand partners. With between £3-£30 Rewards available on most products, your points can really add up, so make sure you claim every time! Terms and conditions apply.

Register at velux.co.uk/rewards



Online professional tools

The VELUX website contains everything you need to know about our products and installation. The latest product information, installation instructions and a number of visualisation tools can be found online.

See all tools and resources at velux.co.uk/professional



Guarantees

All VELUX products and accessories are thoroughly tested to deliver the high quality you expect. In the rare event that your VELUX product doesn't meet your expectations, we offer the following guarantees:

10-year
VELUX pitched and flat roof windows, sun tunnels and sealing products

3-year
Electric or solar external blinds and awnings

3-year
Interior blinds and Insect screen, external shutters and blinds, motors and accessories for electric and solar products

2-year
Roof windows for uninhabited spaces

In addition, we ensure that spare parts are available for products that are up to 25 years old.



Roof window replacement

Replacing a VELUX roof window is easier than you think. It can be done in as little as 4 hours, and it allows for improved energy efficiency, a better indoor climate and more daylight and fresh air.

- Same standard VELUX sizes available
- Usually fitted quickly and easily from the inside
- Minimal mess and disruption to internal finish

How to locate the window type and size

The same standard sizes are still available today and there are plenty of opportunities for upgrading. Flashing for replacements can be found on page 100.

For advice on what type of operation and finish of roof window to select go to page 8.

Find a VELUX Certified Installer near you: velux.co.uk/findinstaller



The VELUX product code system

All VELUX products use the following classification code system:

GGL MK06 2070 21

Window type	GGL	MK06	2070	21
Window size	GGL	MK06	2070	21
Interior finish	GGL	MK06	2070	21
Exterior finish	GGL	MK06	2070	21
Glazing	GGL	MK06	2070	21
Operation	GGL	MK06	2070	21



From 2012

1998-2011

1992-1998

Before 1992

Window types

GGU	Centre-pivot roof window in white polyurethane
GGL	Centre-pivot roof window in pine
GGLS	Centre-pivot 3-in-1 roof window in pine
GPLS	Top-hung 3-in-1 roof window in pine
GPU	Top-hung roof window in polyurethane, 45°
GPL	Top-hung roof window in pine, 45°
GIU	Sloping extension window element in polyurethane
GIL	Sloping extension window element in pine
VIU	Fixed vertical extension window element in polyurethane
VFE	Openable vertical window element in pine, tilt inwards
VFA	Openable vertical window element in pine, tilt and turn inwards/left-hinged
VFB	Openable vertical window element in pine, tilt and turn inwards/right-hinged
GDL	VELUX CABRIO® roof balcony in pine
GEL	Top-hung roof terrace section in pine
VEA	Left-hinged vertical roof terrace section in pine
VEB	Right-hinged vertical roof terrace section in pine
VEC	Fixed vertical roof terrace section in pine
GVT	Side-hung craftsman's roof exit for uninhabited rooms (black polyurethane)
TWF/TLF	Flexible sun tunnel
TWR/TLR	Rigid sun tunnel
CVU	Electric flat-roof window
CFU	Fixed flat-roof window
CSP	Flat-roof smoke ventilation window
CXP	Flat-roof exit window, 60°

Window size

See all sizes on VELUX size and compatibilities chart on page 142

Compatible roof windows, flashing frames, other built-in products and corresponding interior roller blinds are marked with a 'K' in the size code

Interior finish

- 0 White polyurethane
- 2 White painted wood
- 3 Clear lacquered pine

Exterior cover

- 0 Aluminium

Glazing

- 70 2-layer glazing with rain noise reduction, laminated safety glass, UV protection and extra toughened glass
- 68 3-layer glazing for improved energy efficiency
- 66 3-layer glazing for high energy efficiency with easy to clean and anti-dew coatings
- 67 Our best performing 3-layer glazing delivering optimal energy efficiency and indoor comfort


Operation

- 21U Mains powered roof window, VELUX INTEGRA®
- 30 Solar powered roof window, VELUX INTEGRA® Solar
- 40 Smoke ventilation

Size and replacement

Looking to replace your existing VELUX roof window?
Use the size guide to locate your current window code
and the replacement code.

Using our size guide

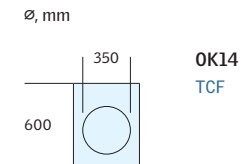


Cold room windows

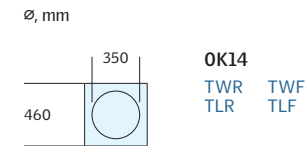
External frame sizes (w×h) mm

	460	540
610	GVK	
830		103 GVT

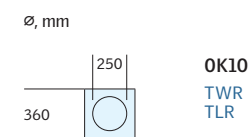
Flat roof sun tunnel 14", 350



Sun tunnel 14", 350



Sun tunnel 10", 250



FSC® certification supports good forest management where the health and safety of forest workers is secured and forest wildlife is well looked after.

Roof windows

External frame sizes (w×h) mm

	472	550	660	780	942	1140	1340
550					PK25 GGL 425 P25		
624				MK27 GGL M27			
698		CK01 9 101 GGL C01				SK01 GGL 601 S01	
778		CK02 GGL 102 GGU C02					
978	BK04 GGL GPL B04	CK04 GGL 6 GGU 104 GPU C04	FK04 GGL 204 GGU F04	MK04 GGL 1 GGU 304 GPU M04	PK04 GGL 31 GGU 404 GPU P04		UK04 GGL 7 GPL 804 GGU U04
1178		CK06 GGL GPL GGU GPU C06	FK06 GGL (5)* GGU 206 GPU F06	MK06 GGL 14 GGU 306 GPU M06	PK06 GGL 406 GGU P06	SK06 GGL 4 GGU 606 GPU S06	UK06 GGL
1398			FK08 GGL GPL GGU GPU F08	MK08 GGL 2 GGU 308 GPU M08	PK08 GGL 408 GGU P08	SK08 GGL 10 GGU 608 GPU S08	UK08 GGL 8 GPL 808 GGU U08
1600				MK10 GGL 13 GGU 310 GPU M10	PK10 GGL 3 GGU 410 GPU P10	SK10 GGL 610 GGU S10	UK10 GGL 810 GGU U10
1800				MK12 GGL 312 M12			


* GGL 5 is 700mm wide

Sloping extension elements

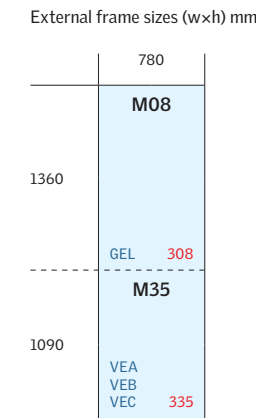
External frame sizes (w×h) mm

	472	550	660	780	942	1140	1340
920				MK34 GIL 334 GIU M34	PK34 GIL 434 GIU P34	SK34 GIL 634 GIU S34	UK34 GIL 834 GIU U34

3-in-1



Roof terrace



Flat roof windows

External frame sizes (w×h) mm

	600	800	900	1000	1200	1500	2000
600	060060 CFP CVP CFJ CVJ CFU CVU		090060 CFJ CVU				
800		080080 CFP CVP CFJ CVJ CFU CVU					
900	060090 CFP CVP		090090 CFP CVP CFJ CVJ CFU CVU		120090 CFJ CVJ CFU CVU		
1000				100100 CFP CVP CXP CSP		150100 CFJ CVJ CFU CVU	200100 CFJ CVJ CFU CVU
1200			090120 CFP CVP CXP		120120 CFP CVP CXP CFJ CVJ CFU CVU		
1500				100150 CFP CVP		150150 CFP CVP CFJ CVJ CFU CVU	

Base unit height 150 mm: CFP, CVP, CXP, CSP, CFU, CVU, CFJ, CVJ

Base unit height 300 mm: CFJ, CVJ

CFJ/CVJ 200100 only base unit height 150 mm

Vertical elements

External frame sizes (w×h) mm

	780	942	1140	1340
601	MK31 VFE 1/2-60 VIU 331 M31	PK31 VFE 431 VIU 3-60 P31	SK31 VFE 631 VIU 4/10-60 S31	UK31 VFE 7/8-60 VIU 831 U31
955	MK35 VFE 1/2-95 VFB 334 VIU M34	PK35 VFE 434 VIU 3-95 P34	SK35 VFE 634 VIU 4/10-95 S34	UK35 VFE 7/8-60 VIU 834 U34
1155	MK36 VFE 1/2-115 VFB 336 VIU M36	PK36 VFE 436 VIU P36	SK36 VFE 636 VIU S36	UK36 VFE VIU
1375	MK38 VFE VFA VFB 338 VIU M38	PK38 VFE VFA VFB 438 VIU P38	SK38 VFE VFA VFB 638 VIU S38	UK38 VFE VIU

VELUX CABRIO® balcony

External frame sizes (w×h) mm

	780	942	1140
2520	MK19 (MK10)	PK19 (PK10)	SK19 (SK10)
	MK34 (MK34)	PK34 (PK34)	SK34 (SK34)



VELUX Company Ltd
Woodside Way
Glenrothes
Fife
Scotland
KY7 4ND

Tel: 01592 778 225

Email: sales@velux.co.uk
Website: velux.co.uk

- [facebook.com/VELUXGBI](https://www.facebook.com/VELUXGBI)
- twitter.com/VELUXGBI
- [pinterest.com/VELUXGBI](https://www.pinterest.com/VELUXGBI)
- [instagram.com/VELUX](https://www.instagram.com/VELUX)

VELUX®